

AUTOMOTIVE LIST PRICE

No. PL17.0WL

EFFECTIVE: December 21, 2016 VOID: June 29, 2017



**Order Anytime Day or Night by E-mail: autoorder@whelen.com
or Toll Free Facsimile 1-800-637-8762**

Many products listed in this price list meet or exceed AMECA, SAE and California Title XIII requirements. For details contact your regional sales office. Every effort will be made to hold prices through the end date. We reserve the right to increase prices on certain and/or all products. Whelen Engineering Company, Inc. is not responsible for typographical errors.

ISO 9001 Registered QMS

OFFICIAL WARNING LIGHTS OF



Follow us on



WHELEN® NEW PRODUCTS FOR PL17.0

5G Series Super-LED® and LED Grommet Mount Lighthoods

5GBOXB Optional 5G box, Black

ION™ T-Series™ Linear Super-LED Surface Mount

TLI* Red, Blue, Amber or White

TLI# Split color, Amber/Blue, Amber/White, Blue/White, Red/Blue or Red/White only

TLI2# DUO™ color, Amber/Blue, Amber/White, Blue/White, Red/Blue or Red/White only

TLI*X Red, Blue, Amber or White with Smoked lens

TLI#X Split color, Amber/Blue, Amber/White, Blue/White, Red/Blue or Red/White only with Smoked lens

TLI2#X DUO color, Amber/Blue, Amber/White, Blue/White, Red/Blue or Red/White only with Smoked lens

TIONBKT4 Universal over/under "L" mounting bracket for two TLI™ lighthoods

M6 Series Linear Super-LED Surface Mount

M6WLENX Replace Clear lens with a Smoked lens, for M6 warning models only

M7 Series Linear Super-LED Surface Mount

M7WLENX Replace Clear lens with a Smoked lens, for M7 warning models only

M9 Series Linear Super-LED Surface Mount

M9JCZ DUO Red/Blue, combination warning/scene light



Pioneer™ Series & Pioneer Plus™ Series, Lightbar Mount, Super-LED Floodlight

PFS2F41 1 dual PFS2 Pioneer center mounted for 55" and up, combination flood/spot

PFS2F42 2 dual PFS2 Pioneers with mounting brackets for 72" and up, combination flood/spot

Pioneer Plus Surface Mount Dual Flood/Spot Combination

PCPSM2AC Dual panel, combination flood/spot, 115 VAC, UL® listed, Chrome flange

PCPSM2AB Dual panel, combination flood/spot, 115 VAC, UL listed, Black flange



Pioneer LiFe™ Battery Operated Portable Area Light Series

LF35 12 VDC, rechargeable

LF35A 115 - 240 VAC, rechargeable, with standard NEMA plug for U.S.

LF35E 240 VAC, rechargeable, with CEE7 plug for Europe

LF35BASE Optional non-charging base only

LF35CB12 Optional 12 VDC, charging base only

LF35CBAE Optional 115 - 240 VAC, charging base only, with standard NEMA plug for U.S.

LF35CBAE Optional 240 VAC, charging base only, with CEE7 plug for Europe



Options for LINSV2™ V-Series™ Linear Super-LED

LSVBKT47 Ford F-150, 2015-2017, under-the-side view mirror mount for two LINSV2 series

295SSA & 295SDA Series

295SSA2 Single tone siren with hand held control head

295SDA2 Dual tone siren, for two 100 watt speakers, with hand held control head



Optional Mounting Brackets for SA315 Series

SAK59 Ford Fusion, 2017

SAK60 Toyota Tacoma, 2016-2017

Single and Dual Speaker, for Ambulances

SPT5TEMP Speaker templates, reusable, for 2015-2017 Ford Transit, includes driver side and passenger side

Traffic Advisor™ Accessories

DELTA5 Delete TACTL5 from 6 to 8 light LED or halogen Traffic Advisor - DEDUCT

DELTA6 Delete TACTL6 from 16 lamp LED or halogen Traffic Advisor - DEDUCT

Options for Tracer™ Series

All SUVs and Pickup Trucks must have Factory Running Boards

TCRB44 2015-2017 Dodge Durango, running board mounting kit, for 5 lamp Tracer, each

TCRB42 2015-2017 Dodge Ram 1500 crew cab, running board mounting kit, for 6 lamp Tracer, each

TCRB45A 2015-2016 Chevy Silverado 1500 crew cab, running board mounting kit, for 6 lamp Tracer, each

TCRB39 2015-2016 Ford F-250/F-350 crew cab, running board mounting kit, for 6 lamp Tracer, each

Mini Edge® Freedom® IV Super-LED Series Lightbars F4B****P

23.29" long, with center section, permanent mount, Amber, Blue, Red and/or White

Inner Edge® RTX Series Rear Facing Super-LED Lightbars

ISTRAYT 8 lamp tray, 6 lamp Traffic Advisor (2 wire control) with 2 end flashers, low current, choose 8 SOLO™ lighthoods and vehicle specific shroud and mount

IWSTRAYT 8 lamp tray, 6 lamp Traffic Advisor (2 wire control) with 2 end flashers, WeCan®, choose 8 SOLO lighthoods and vehicle specific shroud and mount

Edge Freedom IV Rota-Beam™ Series Options

FRDSCBL Driver side cable exit, for lightbars up to 60" long

F4RDSC72 Driver side cable exit, for lightbars 72" or longer

Towman's™ Freedom IV Series

F40BAAAA 60" long, low current, 3 slide bolt mounting brackets, Amber, and eight inboard modules

F4EDLA One single color long economy DYAD™ lighthouse, Amber

Options, Mounting Kits

MKEZ97 Toyota Tacoma / 2016-2017 / 48"

Options, Low Profile

MKLP97 Toyota Tacoma / 2016-2017 / 48"

24 VDC Lighthoods and Mini Edge Freedom IV Series Lighthoods

Refer to 24 VDC section of this pricelist for complete listing

Green Product Beacons, Lighthoods, and Mini Lightbars

Refer to Green Product section of this pricelist for complete listing

COMING SOON....

Avenger® II Series

- Dash and Deck light with newly designed combination Linear/TIR optics with improved light output
- Smaller profile to maximize space



CANnect™ Vehicle Interface

- Monitors vehicle signals, such as: door open, high beam, brake lights, etc., without cutting into the vehicle warning harnesses
- Plug and play, installs in-line with the vehicle's OBD2 diagnostic port and plugs into the CenCom Carbide™ box
- Easy to use programming for faster installations, saving time and money



Silicone Take-down Light for Liberty™ II Lightbar

- New optical Silicone lens increases light output
- 3 times the light output as the current 3 Super-LED take-down light



TUNE IN TO:



TABLE OF CONTENTS

Whelen Engineering maintains all of the tools and designs for every product manufactured over the last 50 plus years. Items not listed in this price list may be available as a special order. Contact the factory for price and availability.

“Made-To-Order Products” are defined as either models listed in this price sheet with a "MTO" symbol in front of the model field of each “made-to-order” model; or any model not listed in this price sheet. All such "MTO" noted models or those not listed in this price sheet are special order, non-returnable, non-cancelable. Please allow sufficient time for production, as these models may require multiple machines for the processing of these special parts.

Dash/ Deck/ Visor	1
Dash/ Deck/ Visor, Directional	1
Beacons	2
LED, Halogen, Rotating Beacons - Rota-Beam™ Series	2
LED Beacons, Self-Contained.....	2
Flashers & Lightheads	4
Flashers, Halogen & LED.....	4
Lightheads, Super-LED®, LED, Halogen & Combination	4
Systems - DOT & Motorcycle	19
DOT Wing Plow Super-LED® Lightheads.....	19
DOT3® Super-LED®.....	19
Motorcycle Warning Products	19
Motorcycle Systems.....	20
Sirens, Switches & Speakers	21
Switches And Control Boxes	21
Siren Amplifiers, Amplifiers & Airhorns	21
Siren Amplifier & Speaker Combination.....	23
Siren Speakers, SA315 & SA314 Projector™ Series.....	23
Siren Speakers, Other.....	24
Safety Site, Emitters & Back-Up Alarms	24
Back-Up Alarms, Electronic	24
Safety Site™ & Emitters	24
Traffic Advisors	24
Traffic Advisor™ Series & Accessories	24
Tracer™	25
Tracer™ Series	25
Lightbars, Mini	26
Century™ Series Mini Lightbars.....	26
Mini Legacy™, Super-LED® Series Lightbars	26
Mini Liberty™ II SOLO™, Super-LED® Series Lightbars.....	27
Responder® LP Series Mini Lightbars.....	27
Responder® HD Series Mini Lightbars	27
Mini Edge® Freedom® IV DYAD™ Series Lightbars	27
Mini Freedom® IV Rota-Beam™ Series Lightbars.....	28
Mini Justice® Series	28
Lightbars	28
Inner Edge® XLP, Extra Low Profile Series Lightbars	28
Outer Edge®.....	32
Freedom® IV DYAD™ Series Lightbars.....	33
Freedom® IV Rota-Beam™ Super-LED® Series Lightbars	34
Legacy® Super-LED® Series Lightbars	34
Legacy® TRIO™ Series Super-LED® Lightbars	35
Legacy SOLO™ Super-LED® Series Lightbars	35
Liberty™ II Super-LED® Series Lightbars	36
Liberty™ II TRIO™ Series Super-LED® Lightbars.....	38
Justice® Super-LED® WeCan® Series Lightbars	38
Justice® Super-LED® Competitor™ Series Lightbars	39
Century™ Elite Series LED Lightbars	40
Towman's™ Super-LED® Series Lightbars	40
NFPA Lightbars	40
4500 Series Surface Mount Lightbars	40
Options, Mounting Kits	41
Replacement Parts, Mounting Kits & Strap Kits	42
Options, Low Profile Mounting Kits	42
Replacement Parts, Low Profile Mounting Kits & Strap Kits	43
24 VDC, Green Products & Parts	43
24 VDC Products	43
Green Products.....	44
Replacement Parts, Lens Kits.....	45
Replacement Parts, Bulbs For Whelen Lights	45

Dash/ Deck/ Visor
Beacons
Flashers & Lightheads
Systems - DOT & Motorcycle
Sirens, Switches & Speakers
Safety Site, Emitters & Back-Up Alarms
Traffic Advisors
Tracer™
Lightbars, Mini
Lightbars
24 VDC, Green Products & Parts

↓ †† - Special Order, Non-Returnable, Non-Cancelable. See "Made-To-Order" Statement on Table of Contents Page of this Price List.

MODEL	DESCRIPTION	LIST
-------	-------------	------

Dash/ Deck/ Visor, Directional

Avenger® AVN Linear Super-LED® Series, Includes Swivel/Bail Bracket with Suction Cups, Hood, Cigar Plug with On/Off and Scan-Lock Flash Pattern Switch. (For Green, Contact Factory for Price, Availability and Minimum Order Requirements).

AVN1*	Single, Red, Blue, Amber or White	204.00
AVN1#	Single, Split Red/Blue, Red/White or Amber/White	218.00
AVN2**	Dual, Red, Blue, Amber and/or White	356.00



Avenger® AVNS Linear Super-LED® Series with Synchronize Feature, Includes Scan-Lock™ Flash Patterns, Swivel/Bail Bracket with Suction Cup, Hood, 4-Wire Pigtail. (For Green, Contact Factory for Price, Availability and Minimum Order Requirements).

AVNS1*	Single, Red, Blue, Amber or White, with Synchronize Wire	229.00
AVNS2**	Dual, Red, Blue, Amber and/or White, with Synchronize Wire	379.00

Avenger® AVNT TRIO™ Linear Super-LED® Series, Includes Swivel/Bail Bracket with Suction Cups, Hood, Cigar Plug with On/Off Warning Switch and On/Off/Override Take-Down Switch. (Mode Switch for Color Choice and Scan-Lock™ Flash Pattern Switch are Located on the Avenger).

AVNT1RBW	Single, Red/Blue/White, with White Steady Override	244.00
AVNT1RBA	Single, Red/Blue/Amber, with Amber Steady Override	244.00
AVNT1RAW	Single, Red/Amber/White, with White Steady Override	244.00
AVNT1BAW	Single, Blue/Amber/White, with White Steady Override	244.00
AVNT2RBW	Dual, Each Lighthouse Red/Blue/White, with White Steady Override	469.00
AVNT2RBA	Dual, Each Lighthouse Red/Blue/Amber, with Amber Steady Override	469.00
AVNT2RAW	Dual, Each Lighthouse Red/Amber/White, with White Steady Override	469.00
AVNT2BAW	Dual, Each Lighthouse Blue/Amber/White, with White Steady Override	469.00



Avenger® AVN2LR Linear Super-LED® Series, Two Warning modules and Two LR11 Take Down Modules, Includes Swivel/Bail Bracket with Suction Cups, Hood, Cigar Plug with On/Off and Take Down Switch. (Scan-Lock™ Flash Pattern Switch is located on the Avenger).

AVN2LRBB	Blue/Blue Warning with Two LR11 Take-Downs	387.00
AVN2LRRB	Red/Blue Warning with Two LR11 Take-Downs	387.00
AVN2LRRC	Red/White Warning with Two LR11 Take-Downs	387.00
AVN2LRRR	Red/Red Warning with Two LR11 Take-Downs	387.00

Options for Avenger® Series

AVNBKT1	Low Profile Mounting (Headliner) Bracket for AVN1/AVNS1/AVNT1 Series	14.50
AVNBKT2	Low Profile Mounting (Headliner) Bracket for AVN2/AVNS2/AVNT2 Series	16.00
AVNBKT3	Visor Mounting Bracket (2 required for Dual Unit), Each	14.50
AVNBKT4	Adjustable Height Bracket Kit, for All Avengers	47.00
†† AVNBKT5	Headliner Mounting Bracket for 2003-2011 Ford Crown Victoria, for All Avengers	25.50

Dominator™ Plus LINZ6™ Super-LED® Series, Includes Slide Bolt Mounting. For Interior or Exterior Use. 1.74" High x 2.17" Deep Housing, Six Super-LED@s per Lamp. Replace symbol "\$" with number of color LED lighthoods required (maximum 8 modules). Order of colors are Red, Blue, Amber and White (i.e., DP822220 = 2 Red, 2 Blue, 2 Amber & 2 White, DP806020 = 0 Red, 6 Blue, 0 Amber & 2 White).

DP2**	2 LINZ6™, 7.11", Amber, Blue, Red and/or White	332.00
DP4***	4 LINZ6™, 14.21", Amber, Blue, Red and/or White	651.00
DP6\$\$\$S0	6 LINZ6™, 23.26", Amber, Blue, Red and/or White	935.00
DP8\$\$\$S0	8 LINZ6™, 30.36", Amber, Blue, Red and/or White	1210.00



Dominator™ Plus Traffic Advisor™, LINZ6™ Super-LED® Low Profile, Control Head Optional. 1.74" High x 2.17" Deep Housing, Six Super-LED@s per Lamp.

TADP6	Six Lamp LINZ6™ Super-LED® Traffic Advisor™, 23.26" Long, Less Control Head	958.00
†† TADP8	Eight Lamp LINZ6™ Super-LED® Traffic Advisor™, 30.36" Long, Less Control Head	1249.00
†† TADP8**	Eight Lamp, Six Lamp LINZ6™ Super-LED® Traffic Advisor™, 30.36" Long, with Two End Flashing LEDs, Blue, Red and/or Amber, Less Control Head	1265.00



Dominator™ TIR3™ Super-LED® Series, Includes Slide Bolt Mounting. For Interior or Exterior Use. 1.74" High x 2.17" Deep Housing, Three Super-LED@s per lamp. Replace symbol "\$" with number of color LED lighthoods required (maximum 8 modules). Order of colors are Red, Blue, Amber and White (i.e., D822220 = 2 Red, 2 Blue, 2 Amber & 2 White, D806020 = 0 Red, 6 Blue, 0 Amber & 2 White).

D2**	2 TIR3™, 7.11", Amber, Blue, Red and/or White	233.00
D4***	4 TIR3™, 14.21", Amber, Blue, Red and/or White	359.00
D6*****	6 TIR3™, 23.26", Amber, Blue, Red and/or White	529.00
D8\$\$\$S0	8 TIR3™, 30.36", Amber, Blue, Red and/or White	675.00



Dominator™ Traffic Advisor™, TIR3™ Super-LED® Low Profile, Control Head Optional, 1.74" High x 2.17" Deep Housing, Three Super-LED@s per lamp.

†† TAD6	Six Lamp TIR3™ Super-LED® Traffic Advisor™, 23.26" Long, Less Control Head	558.00
†† TAD8	Eight Lamp TIR3™ Super-LED® Traffic Advisor™, 30.36" Long, Less Control Head	697.00
†† TAD8**	Eight Lamp, Six Lamp TIR3™ Super-LED® Traffic Advisor™, 30.36" Long, with Two End Flashing LEDs, Blue, Red and/or Amber, Less Control Head	708.00



Options for Dominator™ Series

DBKT3	Swivel Mount Bracket Kit for D2, DP2, D4 & DP4 Series Only, Customer Installed	32.50
DBKT4	"L" Angle Mounting Bracket Kit, Customer Installed	24.00

DBKT5	Upper Rear Window Mounting Bracket Kit for 2008-2016 Chevy Tahoe and 2013-2017 Police Interceptor Utility	24.00
TADCTL1	TAD/TADP Series Control Head Only	136.00
TADSW1	On/Off Non-Lighted, SPDT 20 Amp Switch, for TADCTL1	16.50
TADSW2	On/Off/On Non-Lighted, SPDT 20 Amp Switch, for TADCTL1	16.50

FlatLighter™ LED Series, Dual 400 Series High Intensity 5mm LEDs with Multiple Scan-Lock™ Flash Patterns. Color LEDs with Clear Outer Lens for Stealth Look (For Green, Contact Factory for Price, Availability and Minimum Order Requirements).

FLLED**	Red and/or Amber	249.00
FLLED**	1 Red or Amber and 1 White or Blue	319.00
FLLED**	Blue and/or White	380.00
43LENS*	400 Series Color Lens for FLLED Series, Customer Installed, Each	14.50

Slim-Miser™ LED Series, Dual 5mm LED Panels, Side-by-Side with Scan-Lock™ Flash Patterns, Includes a Cigar Plug with On/Off Switch and California Flash Patterns.

SMLLAA	Amber/Amber	159.00
SMLLR	Red/Red	159.00
SMLLBR	Red/Blue	159.00
SMLLBB	Blue/Blue	159.00
†† SMLLBC	Blue/White	159.00
†† SMLLCR	Red/White	159.00

SlimLighter™ Super-LED® Series, Six Super-LED®s (per panel), Includes a Cigar Plug with an On/Off Switch and Scan-Lock™ Flash Patterns, Switch & Swivel Brackets with Suction Cups.

SLPMM**	Amber, Blue, Red and/or White	403.00
---------	-------------------------------	--------

SpitFire™ ION™ Super-LED® Series, Includes Integral Hood, Two Suction Cups, Cigar Plug with On/Off and a Scan-Lock™ Flash Pattern Switch.

SFION*	Red, Blue, Amber or White	184.00
†† SFIOND	Split Red/White	184.00
SFIONJ	Split Red/Blue	184.00
†† SFIONE	Split Blue/White	184.00



LED, Halogen, Rotating Beacons - Rota-Beam™ Series

RB6 Series, Amber, Blue or Red Only (For Green or Clear, Contact Factory for Price, Availability and Minimum Order Requirements). Consider LED Beacons.

RB6T*P	Dual Reflector, 60 Watt Halogen, Permanent Mount	181.00
WMM6K	Optional Magnetic Mount Kit	52.00

B6LED Series, Amber, Blue or Red Only (For Green or Clear, Contact Factory for Price, Availability and Minimum Order Requirements).

B6MM**P	Super-LED® Beacon with Polished Base, Upper Section & Directional Linear Super-LED® Lighthouse in Lower Section, Amber, Blue and/or Red	1120.00
---------	---	---------

B6T Series, Amber, Blue or Red Only (For Green or Clear, Contact Factory for Price, Availability and Minimum Order Requirements).

B6TM**1P	RB6T Rotating Beacon with Polished Base, Upper Section & Directional Linear-LED® in Lower Section, Amber, Blue or Red	654.00
----------	---	--------

B63 Series, R316 Super-LED® Beacon with Polished Base, Upper Section & Choice of M7 or 700 Series Directional Super-LED® in Lower Section

B63M7**	M7 in Lower Section, Amber, Red or Blue, Color Outer Lens	1428.00
B6370**	700 in Lower Section, Amber, Red or Blue, Color Outer Lens	1397.00



LED Beacons, Self-Contained

L31 Series Super-LED® Beacon, Class 1 High Dome - Cast Aluminum Base, Includes Scan-Lock™, Hi/Low Power, Cruise and Synchronize Features.

L31H*F	Amber, Blue, Red or White (Single Color Only) Flat Mount	599.00
L31HAFCA	Amber, Flat Mount, CA Title 13 Compliant	599.00
†† L31H*F4	Amber, Blue or Red (Single Color Only) Flat Mount, 24 VDC	599.00
L31H*M	Amber, Blue, Red or White (Single Color Only) Magnetic Mount	631.00
L31HAMCA	Amber, Magnetic Mount, CA Title 13 Compliant	631.00
L31H*V	Amber, Blue, Red or White (Single Color Only) Magnetic/Suction Cup Mount	638.00
L31HAVCA	Amber, Vacuum/Magnetic Mount, CA Title 13 Compliant	638.00
L31HRFN	Red, Meets NFPA Zone C Upper Requirements, Each	599.00
MIRROR20	Mirror Mount Bracket for L31 / L32 / L21 / L22 / L50 / L10 Series Beacons	53.00
BBKT30	Shelf Mount Bracket for L31/L32 Series, Stainless Steel, Mounts to Flat Vertical Surface	53.00
L360PMKT	Pipe Mount Kit for L31/32 Flat Mount	39.00
L360BGB	Branch Guard Kit for L31H Series	179.00



L32 Series Super-LED® Beacon, Class 1 in Amber and Class 2 in Red & Blue, Low Dome - Cast Aluminum Base, Includes Scan-Lock™, Hi/Low Power, Cruise and Synchronize Features.

L32L*F	Amber, Blue, Red or White (Single Color Only) Flat Mount	375.00
†† L32L*F4	Amber, Blue or Red (Single Color Only) Flat Mount, 24 VDC	375.00
L32L*M	Amber, Blue, Red or White (Single Color Only) Magnetic Mount	405.00
L32L*V	Amber, Blue, Red or White (Single Color Only) Magnetic/Suction Cup Mount	412.00
MIRROR20	Mirror Mount Bracket for L31 / L32 / L21 / L22 / L50 / L10 Series Beacons	53.00
BBKT30	Shelf Mount Bracket for L31/L32 Series, Stainless Steel, Mounts to Flat Vertical Surface	53.00



All models are 12 Volt D.C. only unless otherwise noted above. For other voltages contact factory.

* Replace symbol in model number with letter indicating lens color or LED color desired: **A** = Amber; **B** = Blue; **C** = Clear/White; **R** = Red; **G** = Green

Replace symbol in model number with letter indicating SPLIT lens or LED color desired: **D** = Red/Clear or White; **E** = Blue/Clear or White; **F** = Amber/Clear or White; **H** = Green/Clear or White; **J** = Red/Blue; **K** = Red/Amber; **L** = Red/Green; **M** = Blue/Amber † (to be discontinued, check availability) †† (special order, check availability, non-returnable, non-cancelable)

! Indicate length desired: 5 foot, 6 foot, 7 foot or 8 foot \$ Indicates Lower Price

↓ †† - Special Order, Non-Returnable, Non-Cancelable. See "Made-To-Order" Statement on Table of Contents Page of this Price List.

Beacons

MODEL	DESCRIPTION	LIST
L360PMKT	Pipe Mount Kit for L31/32 Flat Mount	39.00
L21 Series Super-LED® Encapsulated, Class 1, Polycarbonate Base, Perm Mount Models with Scan-Lock™ Flash Patterns.		
L21H*P	Amber or White, Perm/Pipe/"J" Hook Mount, High Dome	343.00
L21H*M	Amber or White, Magnetic Mount, High Dome	365.00
L21H*V	Amber or White, Magnetic/Suction Cup Mount, High Dome	376.00
†† L21H*P4	Amber or White, Perm/Pipe/"J" Hook Mount, High Dome, 24 VDC	343.00
L21L*P	Amber or White, Perm/Pipe/"J" Hook Mount, Low Dome	343.00
L21L*M	Amber or White, Magnetic Mount, Low Dome	365.00
L21L*V	Amber or White, Magnetic/Suction Cup Mount, Low Dome	376.00
†† L21L*P4	Amber or White, Perm/Pipe/"J" Hook Mount, Low Dome, 24 VDC	343.00
MIRROR20	Mirror Mount Bracket for L31 / L32 / L21 / L22 / L10 Series Beacons	53.00
BBKT20	Shelf Mount Bracket for L21 / L22 / L10 Series Beacons, Stainless Steel, Mounts to Flat Vertical Surface	53.00
BGL	Branch Guard for Low Dome for L21 / L22 / L10 Series Beacons	39.00
BGH	Branch Guard, High Dome for L21 / L22 / L10 Series Beacons	41.00
MMK	90 Lb. Pull Magnetic Mount Kit, with 8' Straight Cord & Plug for L21 / L22 / L10 Series Beacons	31.50
LSK	Single Lighted Switch (15 Amp Rated), Mounted on Bracket, Wired and Fused	42.00
DH2000*	Replacement High Dome for L21 / L22 / L10 Series Beacons	74.00
DL2000*	Replacement Low Dome for L21 / L22 / L10 Series Beacons	74.00



L22 Series Super-LED® Single Color Encapsulated Beacon, Class 2 Amber - Polycarbonate Base, Includes Scan-Lock™ Flash Patterns.

L22H*P	Amber, Blue, Red or White, Perm/Pipe Mount, High Dome	198.00
L22H*M	Amber, Blue, Red or White, Magnetic Mount, High Dome	223.00
L22H*V	Amber, Blue, Red or White, Magnetic/Suction Cup Mount, High Dome	234.00
†† L22H*P4	Amber, Blue, Red or White, Perm/Pipe Mount, 24 VDC, High Dome	198.00
L22L*P	Amber, Blue, Red or White, Perm/Pipe Mount, Low Dome	198.00
L22L*M	Amber, Blue, Red or White (Single Color), Magnetic Mount, Low Dome	223.00
L22L*V	Amber, Blue, Red or White, Magnetic/Suction Cup Mount, Low Dome	234.00
†† L22L*P4	Amber, Blue, Red or White, Perm/Pipe Mount, 24 VDC, Low Dome	198.00
MIRROR20	Mirror Mount Bracket for L31 / L32 / L21 / L22 / L50 / L10 Series Beacons	53.00
BBKT20	Shelf Mount Bracket for L21 / L22 / L10 Series Beacons, Stainless Steel, Mounts to Flat Vertical Surface	53.00
BGL	Branch Guard for Low Dome for L21 / L22 / L10 Series Beacons	39.00
BGH	Branch Guard, High Dome for L21 / L22 / L10 Series Beacons	41.00
MMK	90 Lb. Pull Magnetic Mount Kit, with 8' Straight Cord & Plug for L21 / L22 / L10 Series Beacons	31.50
LSK	Single Lighted Switch (15 Amp Rated), Mounted on Bracket, Wired and Fused	42.00
DH2000*	Replacement High Dome for L21 / L22 / L10 Series Beacons	74.00
DL2000*	Replacement Low Dome for L21 / L22 / L10 Series Beacons	74.00



L10 Series Super-LED® Beacon, Class 1 Amber, with Scan-Lock™ Flash Patterns

L10HAP	Amber, High Dome, Perm/Pipe Hook Mount, 12 VDC	164.00
L10HCP	Clear, High Dome, Perm/Pipe Mount, 12 VDC	164.00
†† L10HAP4	Amber, High Dome, Perm/Pipe Hook Mount, 24 VDC	164.00
L10HAM	Amber, High Dome, Magnetic Mount, 12 VDC	182.00
L10HAV	Amber, High Dome, Magnetic/Suction Mount, 12 VDC	182.00
L10LAP	Amber, Low Dome, Perm/Pipe Hook Mount, 12 VDC	164.00
L10LCP	Clear, Low Dome, Perm/Pipe Mount, 12 VDC	164.00
†† L10LAP4	Amber, Low Dome, Perm/Pipe Hook Mount, 24 VDC	164.00
L10LAM	Amber, Low Dome, Magnetic Mount, 12 VDC	182.00
L10LAV	Amber, Low Dome, Magnetic/Suction Mount, 12 VDC	182.00
L10H#P	Amber/White or Amber/Blue Dual Color with Individual Control, Scan-Lock™ Flash Pattern and Synchronize Feature. Perm/Pipe Hook Mount, 12 VDC, High Dome	225.00
L10L#P	Amber/White or Amber/Blue Dual Color with Individual Control, Scan-Lock™ Flash Pattern and Synchronize Feature. Perm/Pipe Hook Mount, 12 VDC, Low Dome	225.00
MIRROR20	Mirror Mount Bracket for L31 / L32 / L21 / L22 / L50 / L10 Series Beacons	53.00
BBKT20	Shelf Mount Bracket for L21 / L22 / L10 Series Beacons, Stainless Steel, Mounts to Flat Vertical Surface	53.00
BGL	Branch Guard for Low Dome for L21 / L22 / L10 Series Beacons	39.00
BGH	Branch Guard, High Dome for L21 / L22 / L10 Series Beacons	41.00
MMK	90 Lb. Pull Magnetic Mount Kit, with 8' Straight Cord & Plug for L21 / L22 / L10 Series Beacons	31.50
LSK	Single Lighted Switch (15 Amp Rated), Mounted on Bracket, Wired and Fused	42.00
DH2000*	Replacement High Dome for L21 / L22 / L10 Series Beacons	74.00
DL2000*	Replacement Low Dome for L21 / L22 / L10 Series Beacons	74.00



L50 Series Super-LED® Beacon, Polycarbonate Base

L51*P	Class 1, Amber or White, Perm/Pipe Mount	342.00
L51*M	Class 1, Amber or White, Magnetic Mount	359.00
L53AP	Class 3, Amber, Flat Mount, Single LED Beacon, Scan-Lock™ Flash Patterns including Steady-Burn and Cruise Mode	68.00



L53AM	Class 3, Amber, Magnetic Mount, Single LED Beacon, Scan-Lock™ Flash Patterns including Steady-Burn and Cruise Mode	84.00
MIRROR15	Mirror Mount Bracket for L50 Series	55.00

L41 Series Super-LED® Beacon, 12/24 VDC, Class 1, Cast Aluminum Base, Includes Scan-Lock™, Permanent Mount Models with Hi/Low and Synchronization Feature, Red, Blue, Amber or White

L41*P	Perm/Pipe Mount	320.00
L41*M	Magnetic Mount	341.00
L41*V	Magnetic/Suction Mount	351.00
L40BG	Branch Guard for L41 Series Beacons	39.00

ROTA-BEAM™ Super-LED® R316 Series Beacon, Class 1 High Dome - Cast Aluminum Base, Includes Scan-Lock™, Hi/Low Power, Cruise and Synchronize Features.

R316*F	Amber, Blue, Red or White (Single Color Only) Flat Mount	828.00
R316*M	Amber, Blue, Red and/or White (Single Color Only) Magnetic Mount	859.00
R316*V	Amber, Blue, Red or White (Single Color Only) Magnetic/Suction Mount	866.00
R316**F	Amber, Blue, Red and/or White (Two Color, Split Front/Rear) Flat Mount, Clear Dome	828.00
R316**M	Amber, Blue, Red and/or White (Two Color, Split Front/Rear) Magnetic Mount, Clear Dome	859.00
R316**V	Amber, Blue, Red and/or White (Two Color, Split Front/Rear) Magnetic/Suction Mount, Clear Dome	866.00
RPHOTO	Photocell Option for Hi/Low Power	45.00



ROTA-BEAM™ Super-LED® R416 Series Beacon, Class 1 - Cast Aluminum Base, Includes Scan-Lock™, Hi/Low Power, Cruise and Synchronize Features.

R416*F	Amber, Blue, Red or White (Single Color Only) Flat Mount	828.00
R416*M	Amber, Blue, Red or White (Single Color Only) Magnetic Mount	859.00
R416*V	Amber, Blue, Red or White (Single Color Only) Magnetic/Suction Mount	866.00
R416**F	Amber, Blue, Red and/or White (Two Color, Split Front/Rear) Flat Mount, Clear Dome	828.00
R416**M	Amber, Blue, Red or White (Two Color, Split Front/Rear) Magnetic Mount, Clear Dome	859.00
R416**V	Amber, Blue, Red or White (Two Color, Split Front/Rear) Magnetic/Suction Mount, Clear Dome	866.00
RPHOTO	Photocell Option for Hi/Low Power	45.00



Flashers, Halogen & LED

Universal® Halogen & LED Flashers

UFM8	Eight Outlet Halogen/LED Flasher, 60 Watts per Outlet, 2x2x2 Switching, 17 Selectable Flash Patterns	191.00
ULF44	Four Outlet, Four Outlet LED Flasher, 60 Watts per Outlet, More than 60 Scan-Lock™ Flash Patterns, Allowing for Alternating, Simultaneous and Synchronized Flashing Lighthoods	91.00
AFL530	Certified LED Ambulance Flasher, 5 Outlet, 30 Watts	137.00
AFM560	Certified Ambulance Flasher, 5 Outlet, 60 Watts	245.00
AFM1660	Certified Ambulance Flasher, 16 Outlet, 60 Watts	245.00



Headlight/Grille, Taillight Flashers & Police Equipment Interface Modules

SSFPOS	100% Solid-State, Headlight/Grille Light Flasher, 2 Outlet, 160 Watts Per Outlet, 7 Flash Patterns, For Positive Switching Headlights	80.00
SSFPOS16	100% Solid-State, Headlight and Taillight Flasher, 2 Outlet, 160 Watts Per Outlet, 7 Flash Patterns, For 2006-2016 Chevy Impala, 2011-2017 Chevy Caprice and 2007-2017 Chevy Tahoe Police Package Vehicles, Includes Mating Plug, For Positive Switching Headlights	107.00
SSFFP16	Headlight Flasher with 8 Flash Patterns, Plug and Play for 2016-2017 Ford Interceptor Utility (Requires Ford Option 60A, pre-wire option).	129.00
UHF2150A	Headlight/Grille Light Flasher with 4 Flash Patterns for Positive or Negative Headlight Switching (not for Chevy Impala)	71.00
PEIMCT13	For 2013 Chevy Tahoe or 2013-2017 Caprice. This module switches the four negative inputs found on the steering wheel switches to positive inputs and has a speed sensor	135.00
PEIMF13	For 2013-2017 Ford Police Interceptor Sedan or Utility. This module switches the four negative inputs found on the steering wheel switches to positive inputs and has a speed sensor	135.00

Options for LED Lighthoods

LEDLOAD	In-line "Load" Resistor Kit to Interface with OEM Turn Signal Circuit	68.00
PROGRAM1	Scan-Lock™ Flash Pattern Programmer	121.00

Lighthoods, Super-LED®, LED, Halogen & Combination

Note: In the Model Number the 3rd and 4th Digit are for the LED or Super-LED® Color. The 7th Digit is for the Lens Color.

0S Square Lens Series, Marker/Clearance, Illumination and Flashing LED, Chrome Housing, Size is 1" Wide x 1-1/2" Long.

0S*00MCR	Amber or Red Marker/Clearance Light with Clear Lens	29.00
0S*00FCR	Amber or Red with Single Flash and Clear Lens	29.00
0S*00FCR	Blue or White with Single Flash and Clear Lens	40.00
0S*00SCR	Amber or Red Steady-Burn and Clear Lens	29.00
0SB00SCR	Blue Steady-Burn and Clear Lens	40.00
0SC0EDCR	White Illumination Light with Clear Lens	40.00
0AC0EDCR	White Illumination Light with Clear Lens and 45° Angled Chrome-Plated Bezel	42.00



2" Round 5mm LED Lighthoods, Includes 2.5" Adapter for Customer Supplied 2.5" Grommet, 3" and 3.5" Flange Mount. Other Optional Mounting Kit Purchased Separately (See Optional Mounting Section).

T0*00M*R	Clearance Light, Amber or Red	36.00
TOCACCCR	Compartment Light, Intensity Level 3	51.00

All models are 12 Volt D.C. only unless otherwise noted above. For other voltages contact factory.

* Replace symbol in model number with letter indicating lens color or LED color desired: **A** = Amber; **B** = Blue; **C** = Clear/White; **R** = Red; **G** = Green

Replace symbol in model number with letter indicating SPLIT lens or LED color desired: **D** = Red/Clear or White; **E** = Blue/Clear or White; **F** = Amber/Clear or White; **H** = Green/Clear or White; **J** = Red/Blue; **K** = Red/Amber; **L** = Red/Green; **M** = Blue/Amber † (to be discontinued, check availability) ‡ (special order, check availability, non-returnable, non-cancelable)

! Indicate length desired: 5 foot, 6 foot, 7 foot or 8 foot \$ Indicates Lower Price

↓ †† - Special Order, Non-Returnable, Non-Cancelable. See "Made-To-Order" Statement on Table of Contents Page of this Price List.

MODEL DESCRIPTION LIST

Optional Mounting for 2" Round Series

TFLANGEB	Flange Kit, Surface Mount, Black	8.70
TFLANGEC	Flange Kit, Surface Mount, Chrome	16.50
TGROM2	2" Grommet	7.15

3" Round Super-LED® Lightheads, Steady-Burn or Flashing.

3SC0CDCR	Compartment Light, White	75.00
3S*00F*R	Flashing, Single Pattern, Red, Blue or Amber	75.00
3SBCCDCR	Compartment Light, Combination Blue/White, with Independent Control of Blue and White Light	82.00
3SRCCDCR	Compartment Light, Combination Red/White, with Independent Control of Red and White Light	82.00
3SR0CDRR	Red, Steady-Burn, Nighttime Illumination Lighting	75.00
3FLANGEC	Flange Kit, Surface Mount, Chrome	12.50
3GROMMET	Grommet Mounting Kit	7.15



3.5" Round Super-LED® Lightheads with Clear Extended Lens, Scan-Lock™ Flash Patterns and Steady Burn, Requires Mounting Purchased Separately.

PAR28*	Amber, Blue, Red or White Warning, with Synchronize Feature	186.00
PAR28J	Split Red/Blue Warning, with Synchronize Feature	196.00
†† PAR28D	Split Red/White Warning, with Synchronize Feature	196.00
†† PAR28E	Split Blue/White Warning, with Synchronize Feature	196.00
†† PAR28D*	Combination Interleaved White Super-LED® Driving Light with Red or Blue Warning Light, Clear Outer Lens	241.00
PAR28DJ	Combination Interleaved White Super-LED® Driving Light with Blue over Red Warning Light, Clear Outer Lens	251.00
P28FX11	Optional Fog Light Mounting Kit for 2013-2015 Police Interceptor Utility, Requires Optional Ford OEM Fog Light Hardware and Bracket, Purchased from Ford	8.20



4" Round Super-LED® Lightheads, Scan-Lock™ Flash Patterns (with Phase 1 and Phase 2) and Steady-Burn, Includes Adapter for PAR36 Applications. Requires Optional Mounting Kit Purchased Separately (Except FE/FD Series).

FEDC06*R	2011-2016 Dodge Durango with Fog Light Package, Fog Light Mount with Extended Lens, Synchronizable, Amber, Blue, Red or White. Not for Use with Projector Fog Lights	194.00
FEDC06JR	2011-2016 Dodge Durango with Fog Light Package, Fog Light Mount with Extended Lens, Synchronizable, Split Red/Blue. Not for Use with Projector Fog Lights	204.00
†† FEDC06DR	2011-2016 Dodge Durango with Fog Light Package, Fog Light Mount with Extended Lens, Synchronizable, Split Red/White. Not for Use with Projector Fog Lights	204.00
†† FEDC06ER	2011-2016 Dodge Durango with Fog Light Package, Fog Light Mount with Extended Lens, Synchronizable, Split Blue/White. Not for Use with Projector Fog Lights	204.00
FDFP11*R	† 2011-2014 Ford Expedition, 2015-2017 Ford Expedition SSV with Round Fog Lights, Combination Interleaved White Super-LED® Driving Light and Color Warning Light, with Clear Extended Lens, Red or Blue	249.00
FDFP11JR	† 2011-2014 Ford Expedition, 2015-2017 Ford Expedition SSV with Round Fog Lights, Combination Interleaved White Super-LED® Driving Light and Blue over Red Warning Light, with Clear Extended Lens	260.00
FEFP11*R	† 2011-2014 Ford Expedition Fog Light Mount with Clear Lens, 2015-2017 Ford Expedition SSV with Round Fog Lights, Synchronizable, Amber, Blue, Red or White	194.00
FEFP11JR	† 2011-2014 Ford Expedition Fog Light Mount with Clear Lens, 2015-2017 Ford Expedition SSV with Round Fog Lights, Synchronizable, Split Red/Blue	204.00
†† FEFP11DR	2011-2014 Ford Expedition Fog Light Mount with Clear Lens, 2015-2017 Ford Expedition SSV with Round Fog Lights, Synchronizable, Split Red/White	204.00
†† FEFP11ER	2011-2014 Ford Expedition Fog Light Mount with Clear Lens, 2015-2017 Ford Expedition SSV with Round Fog Lights, Synchronizable, Split Blue/White	204.00
2F*00Z*R	Flat Lens, Synchronizable, Amber, Blue, Red or White	190.00
†† 2E*00Z*R	Extended Lens, Synchronizable, Amber, Blue, Red or White	190.00
2EJ00ZCR	Extended Lens, Synchronizable, Split Red/Blue	200.00
2ED00ZCR	Extended Lens, Synchronizable, Split Red/White	200.00
2EE00ZCR	Extended Lens, Synchronizable, Split Blue/White	200.00



4" Round 5mm LED Lightheads (DIRECTIONAL) Requires Optional Mounting Kit Purchased Separately, See Optional Mounting Section.

20R00XRR	5mm LED, Brake/Tail/Turn, Maximum Intensity	101.00
----------	---	--------

Optional Mounting for 4" Round Series, Except FEDC06*R and 4" Round Super-LED®, Unless Specified.

2FLANGEB	Black Surface Mount Trim Ring Kit (For LED Models Only)	8.70
2FLANGEC	Chrome Surface Mount Trim Ring Kit (For LED Models Only)	20.00
2GROMMET	Grommet Mounting Kit (For Super-LED® Models)	7.15


4" Round, 2G Series Super-LED® 5mm LED Grommet Mount Lightheads

2G*00F*R	5mm LED Warning Light with 14 Flash Patterns and Steady-Burn, Red or Amber, Includes Grommet	109.00
20C0CDCR	Compartment Light, Level 3 Intensity, Optional Mounting Kit Purchased Separately	138.00
20C0CDCD	Compartment Light, Level 3 Intensity, with Deutsch® Connector, Optional Mounting Kit Purchased Separately	149.00
2GFLANGC	Optional Surface Mount Chrome-Plated Flange Kit for 2G Series & Compartment Lights	18.50
2GFLANGB	Optional Surface Mount Black Flange Kit for 2G Series & Compartment Lights	8.70



Flashers & Lightheads

2GROMMET	Grommet Mounting Kit for 2G Compartment Lights Only	7.15
2GBKT1	Optional "L" Bracket, For Use with Grommet Mount Lighthouse Only, Each	21.50
400 Series Linear Super-LED®		
4V3*	V-Series™, Combination 180° Warning, Take Down and Puddle Light with Scan-Lock™ Warning Flash Patterns, Red, Blue, Amber or White Warning	416.00
40**5SCR	Amber, Blue, Red and/or White, Six Super-LED® over Six Super-LED® with Individual Controls of Upper and Lower Level. Requires Remote Flasher, Purchased Separately (Not to be used as a Steady-Burn light)	237.00
40BUV	Super-LED® Back-up Light, Vertical Mount	203.00
40BUH	Super-LED® Back-up Light, Horizontal Mount	203.00
400 Series Single Level Super-LED®, Includes Scan-Lock™ Flash Patterns (with Phase 1 and Phase 2) and Steady-Burn with Synchronize Feature.		
40*02Z*R	Amber, Blue, Red or White	137.00
400 Series 5mm LED Brake/Tail/Turn, Turn & Back Up, Color LEDs with Color Outer Lens. Requires Optional Mounting Kit Purchased Separately (See Optional Mounting Section).		
40BTT	LED, Brake/Tail/Turn with 2 Flash Patterns	132.00
40A00AAR	LED, Turn Light Amber	132.00
40C00VCR	LED, Interior/Back-up Light, Minimum Intensity	189.00
Options for 400 Series		
4EFLANGE	Chrome-Plated Flange Kit (Not for use with Linear-LED® & Super-LED®), Surface Mount 5mm & Single Level Super-LED® Only	16.50
4FLANGEB	Black Flange Kit (not for use with Linear-LED® & Super-LED®), Surface Mount 5mm & Single Level Super-LED® Only	8.70
4TSMAB	Black Super-LED® Surface Mount Adapter, Linear-LED® & Super-LED® Only	19.00
4TSMAC	Chrome-Plated Super-LED® Surface Mount Adapter, Linear-LED® & Super-LED® Only	27.00
4EGRILP	Grille-Master™ Chrome Housing with Swivel Bracket. Not for use with LED/Halogen Combination Models	75.00
4EGRILB	Grille-Master™ Black Housing with Swivel Bracket. Not for use with LED/Halogen Combination Models	69.00
500 Series Linear Super-LED® Lighthoods, Color LEDs with Color Outer Lens, Split Color Modules with Clear Outer Lens, Scan-Lock® Flash Patterns, Plus Steady-Burn, and Synchronize Feature. Requires Optional Mounting Kit Purchased Separately (See Optional Mounting Section).		
5V3*	V-Series™, Combination 180° Warning, Take Down and Puddle Light Combination with Scan-Lock™ Warning Flash Patterns, Red, Blue, Amber or White Warning	312.00
5V1*	Combination 180° and TIR Warning, Single Color with Scan-Lock™ Flash Patterns, Red, Blue, Amber or White	306.00
50*02Z*R	Amber, Blue, Red or White, For Horizontal Mounting	178.00
50**2ZCR	Split Colors, Amber, Blue and/or Red, For Horizontal Mounting	184.00
†† 50AC2ZCR	Split Amber/White, For Horizontal Mounting	184.00
†† 50BC2ZCR	Split Blue/White, For Horizontal Mounting	184.00
†† 50CR2ZCR	Split Red/White, For Horizontal Mounting	184.00
†† 50CC2ZCR	Split White/White, For Horizontal Mounting	184.00
5V*02Z*R	Amber, Blue or Red, For Vertical Mounting	178.00
†† 50AA2SA2	Cab Mount Lights with Chrome Flange, Vertical Mount (one per side)	218.00
50A02SA1	Grommet Mount, Includes Grommet, Lights Used on Rear of Trucks (in an array of 7)	197.00
500 Series TIR6™ Super-LED®, Color LEDs with Color Outer Lens, Split Color Modules with Clear Outer Lens, Six Super-LED®s (per panel). Scan-Lock™ Flash Patterns, including Steady and Synchronize Feature. Requires Optional Mounting Kit Purchased Separately (See Optional Mounting Section).		
50*03Z*R	Amber, Blue, Red or White	167.00
†† 50**3ZCR	Split Colors Amber, Blue, Red or White	173.00
†† 50AC3ZCR	Split Amber/White	173.00
†† 50BC3ZCR	Split Blue/White	173.00
†† 50CR3ZCR	Split Red/White	173.00
†† 50CC3ZCR	Split White/White	173.00
Options for 500 Series (For all 500 Series Lighthoods, Except 5G Surface Mount Models).		
5FLANGEB	Black Trim Ring, Kit	9.20
5FLANGEC	Chrome-Plated Trim Ring, Kit	16.50
5FLANGEP	Polished Aluminum Flange	38.50
5GROMMET	Grommet Mount Kit	9.20
5GBKT1	Optional "L" Bracket for use with Grommet Mount Lighthouse Only, Each	20.50
5TSMAB	Black Surface Mount Adapter, TIR6™ Super-LED® Only	8.70
5TSMAC	Chrome-Plated Surface Mount Adapter, TIR6™ Super-LED® Only	16.50
5LSMAB	Black Surface Mount Adapter for Linear Super-LED® Only	16.50
5LSMAC	Chrome-Plated Surface Mount Adapter for Linear Super-LED® Only	27.00
5BRUSH	Aluminum Brush Guard, Includes Surface Mount Adapter for TIR6™ Super-LED® Series, 5mm Requires Optional Flange Purchased Separately	28.50
5BKT1	Mounting Bracket for 500 Series Super-LED®, Universal Mounting Bracket	14.50
5GM2LRC	Chrome-Plated Grille Mount for 2015-2017 Freightliner M2 106, Pair	89.00
5IM2LRC	Chrome-Plated Fender Mount for 2015-2017 Freightliner M2 106, Pair	89.00



Flashers & Lighthoods

All models are 12 Volt D.C. only unless otherwise noted above. For other voltages contact factory.

* Replace symbol in model number with letter indicating lens color or LED color desired: **A** = Amber; **B** = Blue; **C** = Clear/White; **R** = Red; **G** = Green

Replace symbol in model number with letter indicating SPLIT lens or LED color desired: **D** = Red/Clear or White; **E** = Blue/Clear or White; **F** = Amber/Clear or White; **H** = Green/Clear or White; **J** = Red/Blue; **K** = Red/Amber; **L** = Red/Green; **M** = Blue/Amber † (to be discontinued, check availability) †† (special order, check availability, non-returnable, non-cancelable)

! Indicate length desired: 5 foot, 6 foot, 7 foot or 8 foot \$ Indicates Lower Price

↓ †† - Special Order, Non-Returnable, Non-Cancelable. See "Made-To-Order" Statement on Table of Contents Page of this Price List.

MODEL DESCRIPTION LIST

5G Series Super-LED® and LED Grommet Mount Lightheads

5G*00F*R	5mm LED Warning Light, Amber or Red with 14 Flash Patterns	99.00
5GC0CCCR	Compartment Light, White Super-LED® with Clear Lens	81.00
5GC00WCR	5mm LED Back-up Light, White	117.00
5GFLANGC	Optional Surface Mount Chrome-Plated Flange Kit for 5G Series	21.50
5GFLANGB	Optional Surface Mount Black Flange Kit for 5G Series	8.70
5GBKT1	Optional "L" Bracket, For Use with Grommet Mount Lighthead Only, Each	20.50
5GBOXB	NEW Optional 5G Box, Black	59.00




600 Series Super-LED® Lightheads, Surface Mount, Color LEDs with Color Outer Lens (Unless Specified). Requires Optional Mounting Kit Purchased Separately (See Optional Mounting Section).

6RB*	ROTA-BEAM™ Amber, Blue, Red or White, Color Lens	416.00
6RB*C	ROTA-BEAM™ Amber, Blue or Red, Clear Lens	416.00
60*02S*R	Amber, Blue, Red or White, without Flange, Requires LED Flasher Purchased Separately	194.00
60*02F*R	Amber, Blue, Red or White, Includes Internal Flasher with Flash Patterns, Steady-Burn and Hi/Low Power	194.00
†† 60RA6FCR	1/2 Red, 1/2 Amber, Side-By-Side with Clear Outer Lens with 20 Scan-Lock™ Flash Patterns and Independent On/Off Control of Each Side	239.00
60BR6FCR	1/2 Red, 1/2 Blue, Side-By-Side with Clear Outer Lens with 20 Scan-Lock™ Flash Patterns and Independent On/Off Control of Each Side	239.00
60RC6FCR	1/2 Red, 1/2 White, Side-By-Side with Clear Outer Lens with 20 Scan-Lock™ Flash Patterns and Independent On/Off Control of Each Side	239.00
60C0ELZR	Gradient Opti-Scenelight™, Recess Mount	342.00
6SC0ENZR	Gradient Opti-Scenelight™, Surface Mount	309.00



600 Series 5mm LED Brake/Tail, Turn, & Back-Up Lightheads, Surface Mount, Color LEDs with Color Outer Lens. Requires Optional Mounting Kit Purchased Separately (See Optional Mounting Section).

60A00TAR	Amber Turn Signal, Populated Arrow Shape without Flange, with Multiple Flash Patterns	143.00
60BTT	LED, Brake/Tail/Turn with 2 Flash Patterns	195.00
60C00VCR	Interior/Back-up Light, Minimum Intensity	143.00
60C00WCR	Interior/Back-up Light, Maximum Intensity	512.00



600 Series Snap-In Halogen Lightheads, Requires Optional Mounting Kit Purchased Separately (See Optional Mounting Section) Consider Applicable 600 or M6 Super-LED® Lightheads.

60F000*R	Without Flange	160.00
60K000XR	26 Degree Opti-Scenelight™, without Flange	168.00
60K000YR	13 Degree Opti-Scenelight™, without Flange	168.00
60J000CR	Back-up Light without Flange	129.00
60X000RR	Brake/Tail/Turn	138.00
60X000TR	Amber Arrow, without Flange	142.00

Options for 600 Series

64FKIT	Mounting Kit to Convert 600 Series to Fit in Old-Style 64 Series Hole Cutouts	5.10
6FLANGEB	Black Flange Kit for 600 Series	8.70
6EFLANGE	Chrome-Plated Flange Kit for 600 Series	20.50
6EHDLTMK	Headlight Mounting Kit for ATI & KD Housing, Includes Bracket & Hardware (Lighthead Purchased Separately)	31.50
PLAST3V	Flange, Chrome-Plated Three Light Vertical (Lightheads Purchased Separately)	165.00
PLAST4V	Flange, Chrome-Plated Four Light Vertical (Lightheads Purchased Separately)	231.00
PLAST4VL	Flange, Chrome-Plated Four Light Vertical, 5mm LED and Super-LED® Only (Lightheads Purchased Separately)	109.00
CAST3	Polished Aluminum Housing for Vertical Mounting, 3 Lamp	245.00
CAST3H	Polished Aluminum Housing for Horizontal Mounting, 3 Lamp	272.00
CAST4V	Polished Aluminum Housing for Vertical Mounting, 4 Lamp	373.00

700 Series Super-LED® Lightheads, Surface Mount, Color LEDs with Color Outer Lens (Unless Specified). Requires Optional Mounting Kit Purchased Separately (See Optional Mounting Section).

70*02S*R	Amber, Blue, Red or White, without Flange, Requires LED Flasher Purchased Separately	194.00
70*02F*R	Amber, Blue, Red or White, Includes Internal Flasher with Flash Patterns, Steady-Burn and Hi/Low Power	194.00
†† 70RA6FCR	1/2 Red, 1/2 Amber, Side By Side with Clear Outer Lens with 20 Scan-Lock™ Flash Patterns and Independent On/Off Control of Each Side	239.00
70BR6FCR	1/2 Red, 1/2 Blue, Side By Side with Clear Outer Lens with 20 Scan-Lock™ Flash Patterns and Independent On/Off Control of Each Side	239.00
70RC6FCR	1/2 Red, 1/2 White, Side By Side with Clear Outer Lens with 20 Scan-Lock™ Flash Patterns and Independent On/Off Control of Each Side	239.00
70C0ELZR	Gradient Opti-Scenelight™, Recess Mount	342.00
7SC0ENZR	Gradient Opti-Scenelight™, Surface Mount	309.00
70CREGCS	Ambulance Interior Light, Red/White with Built-In Individual Switches	297.00



700 Series 5mm LED Brake/Tail/Turn & Back-Up Lightheads, Surface Mount, Color LEDs with Color Outer Lens. Requires Optional Mounting Kit Purchased Separately (See Optional Mounting Section).

70BTT	LED, Brake/Tail/Turn with 2 Flash Patterns	167.00
70C00VCR	Interior/Back-up Light, Minimum Intensity	195.00



Flashers & Lightheads

70C00WCR	Interior/Back-up Light, Maximum Intensity	436.00
70A00TAR	Amber Turn Signal, Sequential Chevron Arrow without Flange with Multi-Flash Pattern	132.00

700 Series Snap-In Halogen Lightheads, Requires Optional Mounting Kit Purchased Separately (See Optional Mounting Section). Consider Applicable 700 or M7 Super-LED® Lightheads.

70F000*R	Without Flange	148.00
70K000ZR	8-32 Degree Opti-Scenelight™, without Flange	155.00

Options for 700 Series

7FLANGEB	Black Flange Kit	9.20
7EFLANGE	Chrome-Plated Flange Kit	17.50
7CAST3	Polished Cast Aluminum Housing, 3 Lamps	228.00
73FKIT	Mounting Kit to convert 700 Series to fit in Old Style 73 Series Hole Cutouts	6.15
†† 7GCV6LRC	Grille Mount Chrome Housing for 2006-2015 Chevy Express Van, Super-LED® & 5mm, Surface Mount, Pair	76.00
7PT5R	Rear Light Pod for Six 700 Series Lightheads for the 2015-2017 Ford Transit Medium or High Roof, Lightheads Purchased Separately, Freight Surcharge May Apply	560.00
7PTM5F	Front Light Pod for Six 700 Series Lightheads for the 2015-2017 Ford Transit Medium Roof, Lightheads Purchased Separately, Freight Surcharge May Apply	560.00
7PTH5F	Front Light Pod for Six 700 Series Lightheads for the 2015-2017 Ford Transit High Roof, Lightheads Purchased Separately, Freight Surcharge May Apply	560.00
7HTM5FC	Chrome-Plated Housings, Sold in Pairs for Front Driver and Passenger Side of the 2015-2017 Ford Transit Medium Roof, Four 700 Series Lightheads Purchased Separately	282.00
7HTM5RC	Chrome-Plated Housings, Sold in Pairs for Rear Driver and Passenger Side of the 2015-2017 Ford Transit Medium Roof, Four 700 Series Lightheads Purchased Separately	282.00
7HTH5FC	Chrome-Plated Housings, Sold in Pairs for Front Driver and Passenger Side of the 2015-2017 Ford Transit High Roof, Four 700 Series Lightheads Purchased Separately	282.00
7HTH5RC	Chrome-Plated Housings, Sold in Pairs for Rear Driver and Passenger Side of the 2015-2017 Ford Transit High Roof, Four 700 Series Lightheads Purchased Separately	282.00

810 Series - Relampable Halogen Lightheads, Surface Mount (Less Cable)

810CA0ZR	8-32 Degree Halogen Scenelight	242.00
810TRIM	Chrome-Plated Flange Cover	25.50

900 Series Super-LED® Lightheads, Surface Mount (Unless Specified), Color LEDs with Color Outer Lens (Unless Specified). Requires Optional Mounting Flange 90FLANGC & 90FLANGB Purchased Separately.

90**5S*R	Amber, Blue, Red or White (Single Color Only), without Flange, Requires LED Flasher Purchased Separately	309.00
90**5F*R	Amber, Blue, Red or White (Single Color Only), Includes Internal Flasher with Flash Patterns, Steady-Burn and Hi/Low Power	309.00
90RA5FCR	1/2 Red, 1/2 Amber, Over/Under with Clear Outer Lens with Scan-Lock™ Flash Patterns, Independent On/Off Control of Each Level and Hi/Low Power	309.00
90RB5FCR	1/2 Red, 1/2 Blue, Over/Under with Clear Outer Lens with Scan-Lock™ Flash Patterns, Independent On/Off Control of Each Level and Hi/Low Power	309.00
90RC5FCR	1/2 Red, 1/2 White, Over/Under with Clear Outer Lens with Scan-Lock™ Flash Patterns, Independent On/Off Control of Each Level and Hi/Low Power	309.00
9SC0ENZR	Gradient Opti-Scenelight™, Surface Mount, Includes Flange	546.00
90FLANGB	Black Flange Kit for 900 Series Super-LED® Only	12.50
90FLANGC	Chrome-Plated Flange Kit for 900 Series Super-LED® Only	25.50

900 Series 5mm LED Brake/Tail & Turn, Lightheads, Surface Mount, Color LEDs with Color Outer Lens. Requires Optional Mounting Purchased Separately (See Optional Mounting Section).

90A00TAR	Turn Signal, Populated Arrow Shape without Flange, with 17 Flash Patterns, Amber, Left/Right Arrow	260.00
90BTT	LED, Brake/Tail/Turn with 2 Flash Patterns	389.00

900 Series Snap-In Halogen Lightheads, Optional Mounting Kit Purchased Separately (See Optional Mounting Section). Consider Applicable 900 or M9 Super-LED® Lightheads.

†† 90F000*R	Without Flange	142.00
90E000ZR	Gradient Opti-Scenelight™	181.00
90J000CR	27 Watt Back-Up Light, without Flange	130.00

Options for 900 Series (Except for Super-LED®)

9FLANGEB	Black Flange Kit for 900 Series (Not for Use With 900 Super-LED® Series)	12.50
9EFLANGE	Chrome-Plated Flange Kit for 900 Series (Not for Use With 900 Super-LED® Series)	25.50
97FKIT	Mounting Kit to Convert 900 Series to Fit in Old Style 97 Series Hole Cutouts	7.15

Fluorent Plus™ Series Super-LED™ Compartment Tube Lighting, Includes Both "C" Clip and "P" Clip Mounting.

F09PC	9", Non-Frosted Lens	90.00
F18PC	18", Non-Frosted Lens	131.00
F27PC	27", Non-Frosted Lens	174.00
F36PC	36", Non-Frosted Lens	229.00
F45PC	45", Non-Frosted Lens	281.00
F54PC	54", Non-Frosted Lens	346.00
F63PC	63", Non-Frosted Lens	399.00

Interior Light, 6" Round, Low Profile, Surface Mount Super-LED® Interior Light

60C0EHCR	Super-LED® Ambulance Interior Light. 6" Round Surface Mount	204.00
60C0EJCS	6 Diode Interior Light, White, Includes Switch	185.00
60CREGCS	12 Diode Interior Light, Split Red/White, 6" Round Surface Mount, Includes Switches	204.00

All models are 12 Volt D.C. only unless otherwise noted above. For other voltages contact factory.

* Replace symbol in model number with letter indicating lens color or LED color desired: **A** = Amber; **B** = Blue; **C** = Clear/White; **R** = Red; **G** = Green


Replace symbol in model number with letter indicating SPLIT lens or LED color desired: **D** = Red/Clear or White; **E** = Blue/Clear or White; **F** = Amber/Clear or White; **H** White, **J** = Red/Blue; **K** = Red/Amber; **L** = Red/Green; **M** = Blue/Amber † (to be discontinued, check availability) †† (special order, check availability, non-returnable,

! Indicate length desired: 5 foot, 6 foot, 7 foot or 8 foot \$ Indicates Lower Price



Flashers & Lightheads



↓  - Special Order, Non-Returnable, Non-Cancelable. See "Made-To-Order" Statement on Table of Contents Page of this Price List.

MODEL DESCRIPTION LIST

60CBEGCS	12 Diode Interior Light, Split White/Blue, 6" Round Surface Mount, Includes Switches	204.00
----------	--	--------

Interior Light, 8" Round, Super-LED® Ambulance Interior Lighthead

80C0EHCR	Super-LED® Ambulance Interior Light. Fits Industry Standard 8" Cutout	168.00
----------	---	--------

80C00EZR	Super-LED® Ambulance Interior Light. Fits Industry Standard 8" Cutout, No Mounting Hardware Required, Chrome Housing	168.00
----------	--	--------

8WC00EZR	Super-LED® Ambulance Interior Light. Fits Industry Standard 8" Cutout, No Mounting Hardware Required, White Housing	157.00
----------	---	--------

80CBEHCR	9 Diode, Super-LED® Interior Light, 6 White with Hi/Low and 3 Blue	332.00
----------	--	--------

80CREHCR	9 Diode, Super-LED® Interior Light, 6 White with Hi/Low and 3 Red	332.00
----------	---	--------

Interior Lights (Less Cable)

70CREGCS	Ambulance Interior Light, Red/White with Built-In Individual Switches	297.00
----------	---	--------

86CE1	12 Diode, Super-LED® 8" x 6" Interior Light, White	428.00
-------	--	--------

CL25C	Round Compartment Light, Clear, 25 Watt Halogen, Surface Mount	77.00
-------	--	-------

ION™ Series Super-LED® Universal Light, Includes Universal Mount, Scan-Lock™ Flash Patterns and a 4-Wire Pigtail. (For Chrome or White Housings, Contact Factory for Price, Availability and Minimum Order Requirements).

ION*	Red, Blue, Amber or White, Black Housing	180.00
------	--	--------

ION#	Split Color, Clear Lens, Amber/Blue, Amber/White, Red/Blue or Red/White Only, Black Housing	180.00
------	---	--------

XON*	Red, Blue, Amber or White, Black Housing with Smoked Lens	190.00
------	---	--------

XON#	Split Color, Amber/Blue, Red/Blue & Red/White Only, Black Housing with Smoked Lens	190.00
------	--	--------

ION™ Surface Mount Series Super-LED®, Includes Scan-Lock™ Flash Patterns and a 4-Wire Pigtail. (For Chrome or White Housings, Contact Factory for Price, Availability and Minimum Order Requirements).

IONSM*	Red, Blue, Amber or White, Black Housing	180.00
--------	--	--------

IONSM#	Split Color, Clear Lens, Amber/Blue, Amber/White, Red/Blue or Red/White Only, Black Housing	180.00
--------	---	--------

XONSM*	Red, Blue, Amber or White, Black Housing with Smoked Lens	190.00
--------	---	--------

XONSM#	Split Amber/Blue, Red/Blue or Red/White, Black Housing with Smoked Lens	190.00
--------	---	--------

ION™ DUO™ Series Linear-LED® Universal Light, Includes Universal Mount, Scan-Lock™ Flash Patterns and a 5-Wire Pigtail. (For Chrome or White Housings, Contact Factory for Price, Availability and Minimum Order Requirements).

I2#	Red/Blue, Amber/White, Blue/White, Red/White or Blue/Amber Only, Individual Control of each Color, Black Housing	203.00
-----	--	--------

XI2#	Red/Blue, Amber/White, Blue/White, Red/White or Blue/Amber Only, Individual Control of each Color, Black Housing with Smoked Lens	214.00
------	---	--------

ION™ DUO™ Surface Mount Series Linear-LED®, Scan-Lock™ Flash Patterns and a 5-Wire Pig Tail. (For Chrome or White Housings, Contact Factory for Price, Availability and Minimum Order Requirements)

I2SM#	Red/Blue, Amber/White, Blue/White, Red/White or Blue/Amber Only, Individual Control of each Color, Black Housing	203.00
-------	--	--------

XI2SM#	Red/Blue, Amber/White, Blue/White, Red/White or Blue/Amber Only, Individual Control of each Color, Black Housing with Smoked Lens	214.00
--------	---	--------

ION™ TRIO™ Series Linear-LED® Universal Light, Universal Light, Includes Universal Mount, Scan-Lock™ Flash Patterns and a 6-Wire Pigtail. (For Chrome or White Housings, Contact Factory for Price, Availability and Minimum Order Requirements).

I3JC	Red/Blue/White, With White Override, Black Housing	234.00
------	--	--------

I3JA	Red/Blue/Amber, With Amber Override, Black Housing	234.00
------	--	--------

I3KC	Red/Amber/White, With White Override, Black Housing	234.00
------	---	--------

I3MC	Blue/Amber/White, With White Override, Black Housing	234.00
------	--	--------

XI3JC	Red/Blue/White, With White Override, Black Housing with Smoked Lens	244.00
-------	---	--------

XI3JA	Red/Blue/Amber, With Amber Override, Black Housing with Smoked Lens	244.00
-------	---	--------

XI3KC	Red/Amber/White, With White Override, Black Housing with Smoked Lens	244.00
-------	--	--------

XI3MC	Blue/Amber/White, With White Override, Black Housing with Smoked Lens	244.00
-------	---	--------

ION™ TRIO™ Surface Mount Series Linear-LED®, Scan-Lock™ Flash Patterns and a 6-Wire Pig Tail. (For Chrome or White Housings, Contact Factory for Price, Availability and Minimum Order Requirements)

I3SMJC	Red/Blue/White, With White Override, Black Housing	234.00
--------	--	--------

I3SMJA	Red/Blue/Amber, With Amber Override, Black Housing	234.00
--------	--	--------

I3SMKC	Red/Amber/White, With White Override, Black Housing	234.00
--------	---	--------

I3SMMC	Blue/Amber/White, With White Override, Black Housing	234.00
--------	--	--------

XI3SMJC	Red/Blue/White, With White Override, Black Housing with Smoked Lens	244.00
---------	---	--------

XI3SMJA	Red/Blue/Amber, With Amber Override, Black Housing with Smoked Lens	244.00
---------	---	--------

XI3SMKC	Red/Amber/White, With White Override, Black Housing with Smoked Lens	244.00
---------	--	--------

XI3SMMC	Blue/Amber/White, With White Override, Black Housing with Smoked Lens	244.00
---------	---	--------

ION™ Wide Angle Series Super-LED® Universal Light, Includes Universal Mount, Scan-Lock Flash Patterns and a 4-Wire Pigtail. (For Chrome or White Housings, Contact Factory for Price, Availability and Minimum Order Requirements).

WION*	Wide Angle, Red, Blue, Amber or White, Black Housing	180.00
-------	--	--------

WION#	Wide Angle, Split Color, Clear Lens, Amber/Blue, Amber/White, Red/Blue or Red/White Only, Black Housing	180.00
-------	---	--------

WXON*	Wide Angle, Red, Blue, Amber or White, Black Housing with Smoked Lens	190.00
-------	---	--------

WXON#	Wide Angle, Split Color, Amber/Blue, Amber/White, Red/Blue or Red/White Only, Black Housing with Smoked Lens	190.00
-------	--	--------

ION™ Wide Angle Surface Mount Series Super-LED®, Includes Scan-Lock Flash Patterns and a 4-Wire Pigtail. (For Chrome or White Housings, Contact Factory for Price, Availability and Minimum Order Requirements).

WIONSM*	Wide Angle, Red, Blue, Amber or White, Black Housing	180.00
---------	--	--------

Flashers & Lightheads



WIONSM#	Wide Angle, Split Color, Clear Lens, Amber/Blue, Amber/White, Red/Blue or Red/White Only, Black Housing	180.00
WXONSM*	Wide Angle, Red, Blue, Amber or White, Black Housing with Smoked Lens	190.00
WXONSM#	Wide Angle, Split Color, Amber/Blue, Red/Blue or Red/White Only, Black Housing with Smoked Lens	190.00

ION™ V-Series™ Super-LED® Universal Light, 180° Warning, Take Down and Puddle Light

IONV3*	Universal Mount ION™ with Combination 180° Warning, Take Down and Puddle Light, Red, Blue, Amber or White Warning, Black Housing.	271.00
IONV3*W	Universal Mount ION™ with Combination 180° Warning, Take Down and Puddle Light, Red, Blue, Amber or White Warning, White Housing.	271.00
IONV1*	Universal Mount ION™, with Combination 180° and TIR Warning, Single Color, Red, Blue, Amber or White, Black Housing	266.00
IONV1*W	Universal Mount ION™, with Combination 180° and TIR Warning, Single Color, Red, Blue, Amber or White, White Housing	266.00
XONV3*	Universal Mount ION™ with Combination 180° Warning, Take Down and Puddle Light, Red, Blue, Amber or White Warning, Black Housing with Smoked Lens	281.00
XONV1*	Universal Mount ION™, with Combination 180° and TIR Warning, Single Color, Red, Blue, Amber or White, Black Housing with Smoked Lens	276.00



Flashers & Lightheads

ION™ V-Series™ Super-LED® Surface Mount Lighthead, 180° Warning, Take Down and Puddle Light

IONSV3*	Surface Mount ION™ with Combination 180° Warning, Take Down and Puddle Light, Red, Blue, Amber or White Warning, Black Housing.	271.00
IONSV3*W	Surface Mount ION™ with Combination 180° Warning, Take Down and Puddle Light, Red, Blue, Amber, or White Warning, White Housing	271.00
IONSV3*C	Surface Mount ION™ with Combination 180° Warning, Take Down and Puddle Light, Red, Blue, Amber or White Warning, Chrome Housing	291.00
IONSV1*	Surface Mount ION™, with Combination 180° and TIR Warning, Single Color, Red, Blue, Amber or White, Black Housing	266.00
IONSV1*W	Surface Mount ION™, with Combination 180° and TIR Warning, Single Color, Red, Blue, Amber or White, White Housing	266.00
IONSV1*C	Surface Mount ION™, with Combination 180° and TIR Warning, Single Color, Red, Blue, Amber or White, Chrome Housing	286.00
XONSV3*	Surface Mount ION™ with Combination 180° Warning, Take Down and Puddle Light, Red, Blue, Amber or White Warning, Black Housing with Smoked Lens	281.00
XONSV1*	Surface Mount ION™, with Combination 180° and TIR Warning, Single Color, Red, Blue, Amber or White, Black Housing with Smoked Lens	276.00

Options for ION™, ION™ Wide Angle and ION™ V-Series™ Universal Lights, (For Chrome or White Housings, Contact Factory for Price, Availability and Minimum Order Requirements).

IONK1B	Optional Swivel Mount Bracket, Black	32.50
IONGROM	Grommet Mount Kit	7.15
IONPEDB	Pedestal Mount Kit, Black	69.00
IONBKT1	Optional Universal License Plate Bracket for 2 ION™ Lightheads, Horizontal Mount. Not for Use with ION™ V-Series™	32.50
IONBKT2	Optional Rear Hatch Mounting Brackets (pair) for 2013-2017 Ford Police Interceptor Utility, Requires Six ION™ Series Lightheads Purchased Separately.	74.00
IONBKT4	Optional Rear Hatch Brackets (pair) for 2013-2017 Ford Police Interceptor Utility, Requires Two ION™ Series Lightheads Purchased Separately	25.50
IONBKT5	Universal Mount, Reversed, allows access to mounting screws without removing the light	12.50
IONBKT6	Optional Rear Hatch Mounting Brackets (pair) for 2015-2017 Chevy Tahoe, Requires Two ION™ Series Lightheads purchased Separately	46.00
IONBKT7	Optional Grille Mount Brackets (pair) for 2015-2016 Chevy Tahoe, Requires Four ION™ Series Lightheads Purchased Separately	29.00

ION™ T-Series™ Linear Super-LED®, Surface Mount Lighthead, Includes Clear Lens, Black Flange and Scan-Lock™ Flash Patterns, (Replaces TION Series Lightheads).

TLI*	NEW Red, Blue, Amber or White	170.00
TLI#	NEW Split Color, Amber/Blue, Amber/White, Blue/White, Red/Blue or Red/White Only	170.00
TLI2#	NEW DUO™ Color, Amber/Blue, Amber/White, Blue/White, Red/Blue or Red/White Only	190.00
TLI*X	NEW Red, Blue, Amber or White with Smoked Lens	180.00
TLI#X	NEW Split Color, Amber/Blue, Amber/White, Blue/White, Red/Blue or Red/White Only with Smoked Lens	180.00
TLI2#X	NEW DUO™ Color, Amber/Blue, Amber/White, Blue/White, Red/Blue or Red/White Only with Smoked Lens	200.00
TIONFC	Flange, Chrome	16.50
TIONBKT1	Optional Universal "L" Mounting Bracket for One TLI™ Lighthead	12.50
TIONBKT2	Optional Universal Adjustable License Plate Bracket for Two TLI™ Lightheads	32.50
TIONBKT3	Optional Universal "L" Mounting Bracket for Two TLI™ Lightheads	20.00
TIONBKT4	NEW Optional Universal Over/Under "L" Mounting Bracket for Two TLI™ Lightheads	20.00




M2 Series Super-LED® Surface Mount, Color Outer Lens, Unless Specified. Optional Mounting Flange. 3-5/8" Long x 2-1/8" High x Protrudes 1"

M2*	Warning, Red, Blue, Amber or White	174.00
M2*C	Warning, Red, Blue or Amber with Clear Lens	174.00
M2#	Warning, Split Color with Clear Lens, Red/Amber, Red/White, Red/Blue or Amber/White Only	179.00




All models are 12 Volt D.C. only unless otherwise noted above. For other voltages contact factory.

* Replace symbol in model number with letter indicating lens color or LED color desired: **A** = Amber; **B** = Blue; **C** = Clear/White; **R** = Red; **G** = Green

Replace symbol in model number with letter indicating SPLIT lens or LED color desired: **D** = Red/Clear or White; **E** = Blue/Clear or White; **F** = Amber/Clear or White; **H** = Green/Clear or White; **J** = Red/Blue; **K** = Red/Amber; **L** = Red/Green; **M** = Blue/Amber † (to be discontinued, check availability)  (special order, check availability, non-returnable, non-cancelable)

! Indicate length desired: 5 foot, 6 foot, 7 foot or 8 foot \$ Indicates Lower Price

↓  - Special Order, Non-Returnable, Non-Cancelable. See "Made-To-Order" Statement on Table of Contents Page of this Price List.

Flashers & Lightheads

MODEL	DESCRIPTION	LIST
M2FC	Flange, Chrome	16.50
M2FB	Flange, Black	9.20
M2GROM	Grommet Mount Kit	8.20
M2PEDB	Pedestal Mount Kit, Black	69.00
M2PEDC	Pedestal Mount Kit, Chrome	75.00

M2 Wide Angle Series Super-LED® Surface Mount, Designed to meet NFPA and KKK specifications, Color Outer Lens, Unless Specified. Optional Mounting Flange

M2W*	Warning, Wide Angle, Red, Blue, Amber or White	174.00
M2W*C	Warning, Wide Angle, Red, Blue or Amber, with Clear Lens	174.00
M2W#	Warning, Wide Angle, Split Color with Clear Lens, Red/Amber or Red/Blue Only	179.00
M2FC	Flange, Chrome	16.50
M2FB	Flange, Black	9.20
M2GROM	Grommet Mount Kit	8.20
M2PEDB	Pedestal Mount Kit, Black	69.00
M2PEDC	Pedestal Mount Kit, Chrome	75.00



M4 Series Linear Super-LED® Surface Mount, Color Outer Lens, Unless Specified. Optional Mounting Flanges Available. 5-1/2" Long x 3-3/8" High, Protrudes 1-3/8".

M4*	Warning, Red, Blue, Amber or White. Internal Flasher with Flash Patterns and Synchronize Feature	188.00
M4*C	Warning, Red, Blue or Amber with Clear Lens. Internal Flasher with Flash Patterns and Synchronize Feature	188.00
M4#	Split Color with Clear Outer Lens, Side-By-Side, Red/Amber, Red/White, Red/Blue or Amber/White Only. Internal Flasher with Flash Patterns and Synchronize Feature	234.00
M4*S	Red, Blue, Amber or White, Requires LED Flasher Purchased Separately	188.00
M4*CS	Red, Blue, Amber or White with Clear Outer Lens, Requires LED Flasher Purchased Separately	188.00
M4V2*	V-Series™ Combination 180° Warning and Perimeter Light, Scan-Lock™ Flash Patterns with Color Outer Lens Over Warning, Red, Blue or Amber Warning	407.00
M4DW*	Combination Driving/Warning Light, Red or Blue Warning with Scan-Lock™ Flash Patterns, Clear Outer Lens	234.00
M4DWJ	Combination Driving/Warning Light, Red Over Blue Warning with Scan-Lock™ Flash Patterns, Clear Outer Lens	234.00
M4FC	Flange, Chrome	16.50
M4FB	Flange, Black	9.20
M4FC400	Flange, Chrome, Adapts M4 to 400 Series Mounting	22.50
M4BRUSH	Brush Guard, Black	45.00
M4CT15B	Fog Light Mount, For 2015-2017 Chevy Tahoe, Pair, Black	71.00
M4TM15B	Mirror Mount for the 2015-2017 Ford Transit, Pair, Black	71.00
M4TB15B	Front Lower Side Mount for the 2015-2017 Ford Transit, Pair, Black	71.00
M4FF15B	Fog Light Mount, Stainless Steel, For 2015-2017 Ford F-150, Pair, Black	89.00



M6 Series Linear Super-LED® Surface Mount, Color Outer Lens, Unless Specified. Optional Mounting Flanges Available. 6-3/4" Long x 4-5/16" High, Protrudes 1-3/8".

M6V2*	V-Series™, Combination 180° Warning and Perimeter Light, Scan-Lock™ Flash Patterns with Color Outer Lens Over the Warning Light, Red, Blue or Amber Warning	601.00
M6V2*C	V-Series™, Combination 180° Warning and Perimeter Light, Scan-Lock™ Flash Patterns with Clear Outer Lens over the Warning Light, Red, Blue or Amber Warning	601.00
M6*	Warning, Red, Blue, Amber or White. Internal Flasher with Flash Patterns and Synchronize Feature	229.00
M6*C	Warning, Red, Blue or Amber with Clear Lens. Internal Flasher with Flash Patterns and Synchronize Feature	229.00
M6#	Split Color with Clear Outer Lens, Side-By-Side, Red/Amber, Red/Blue, Red/White or Amber/White Only. Internal Flasher with Flash Patterns and Synchronize Feature	250.00
M6*S	Red, Blue, Amber or White, Requires LED Flasher Purchased Separately	229.00
M6*CS	Red, Blue, Amber or White with Clear Outer Lens, Requires LED Flasher Purchased Separately	229.00
M6BTT	Brake/Tail/Turn	167.00
M6T	Amber Turn Signal, Sequential Chevron Arrow without Flange with Multi-Flash Pattern	145.00
M6BUW	Back-Up Light	223.00
M6ZC	Gradient Scenelight	386.00
M6FC	Flange, Chrome	16.50
M6FB	Flange, Black	9.20
M6P15C	15° Angled Surface Mount Housing, Chrome	80.00
M6P15B	15° Angled Surface Mount Housing, Black	39.00
M6FC600	Flange, Chrome, Adapts M6 to 600 Series Mounting	25.50
M6BRUSH	Brush Guard, Black	45.00
M6HDLMTK	Headlight Mounting Kit for ATI & KD Housings, Includes Hardware	79.00
M6FCV2	Flange, Chrome, Two Light, Vertical, Lightheads Purchased Separately	113.00
M6FCV3	Flange, Chrome, Three Light, Vertical, Lightheads Purchased Separately	156.00
M6FCV4	Flange, Chrome, Four Light, Vertical, Lightheads Purchased Separately	223.00



M6PTM5F	Front Light Pod for Eight M6 Lighthead for the 2015-2017 Ford Transit Medium Roof, Lighthead Purchased Separately, Freight Surcharge May Apply	560.00
M6PT5R	Rear Light Pods (2 Piece) for Six M6 Lighthead for the 2015-2017 Ford Transit Medium or High Roof, Lighthead Purchased Separately, Freight Surcharge May Apply	560.00
M6PTH5F	Front Light Pod for Eight M6 Series Lighthead for the 2015-2017 Ford Transit High Roof, Lighthead Purchased Separately, Freight Surcharge May Apply	560.00
M6WLENX	NEW Replace Clear Lens with a Smoked Lens, For M6 Warning Models Only	10.50

M7 Series Linear Super-LED® Surface Mount, Color Outer Lens, Unless Specified. Optional Mounting Flanges Available. 7-5/8" Long x 3-3/8" High, Protrudes 1-3/8".

M7*	Warning, Red, Blue, Amber or White. Internal Flasher with Flash Patterns and Synchronize Feature	229.00
M7*C	Warning, Red, Blue or Amber with Clear Lens. Internal Flasher with Flash Patterns and Synchronize Feature	229.00
M7#	Split Color with Clear Outer Lens, Side-By-Side, Red/Amber, Red/White, Red/Blue and Amber/White Only. Internal Flasher with Flash Patterns and Synchronize Feature	250.00
M7*S	Red, Blue, Amber or White, Requires LED Flasher Purchased Separately	229.00
M7*CS	Red, Blue, Amber or White with Clear Outer Lens, Requires LED Flasher Purchased Separately	229.00
M7ZC	Gradient Scenelight	229.00
M7FC	Flange, Chrome	16.50
M7FB	Flange, Black	9.20
M7FC700	Flange, Chrome, Adapts M7 to 700 Series Mounting	35.00
M7BRUSH	Brush Guard, Black	45.00
M7BKT1	Optional Universal Mounting Bracket for One Lighthead	19.50
M7WLENX	NEW Replace Clear Lens with a Smoked Lens, For M7 Warning Models Only	10.50



Flashers & Lighthead

M9 Series Linear Super-LED® Surface Mount, Color Outer Lens, Unless Specified. Optional Mounting Flanges Available. 10-3/8" Long x 6-1/2" High, Protrudes 1-3/8".

M9V2*	V-Series™, Combination 180° Warning and Scene Light, Scan-Lock™ Flash Patterns with Color Outer Lens Over the Warning Light, Red, Blue or Amber Warning, Includes Chrome-Plated Flange	903.00
M9V2*C	V-Series™, Combination 180° Warning and Scene Light, Scan-Lock™ Flash Patterns with Clear Outer Lens over the Warning Light, Red, Blue or Amber Warning, Includes Chrome-Plated Flange	903.00
M9*	Warning, Red, Blue, Amber or White. Internal Flasher with Flash Patterns and Synchronize Feature	343.00
M9*C	Warning, Red, Blue or Amber with Clear Lens. Internal Flasher with Flash Patterns and Synchronize Feature	343.00
M9#	Split Color with Clear Outer Lens, Side-By-Side, Red/Amber, Red/Blue & Red/White Only. Internal Flasher with Flash Patterns and Synchronize Feature	343.00
M9*S	Red, Blue, Amber or White, Requires LED Flasher Purchased Separately	343.00
M9*CS	Red, Blue, Amber or White with Clear Outer Lens, Requires LED Flasher Purchased Separately	343.00
M92#	DUO™ Red/Blue, Red/White, Blue/Amber, Blue/White or Amber/White Only, Scan-Lock™ Flash Patterns and Low Power	356.00
M9*CZ	Combination Warning/Scene Light, Scan-Lock™ Flash Patterns, Synchronize Feature and Hi/Low with Clear Outer Lens	343.00
M9JCZ	NEW DUO™ Red/Blue, Combination Warning/Scene Light, Scan-Lock™ Flash Patterns, Synchronize Feature and Hi/Low with Clear Outer Lens	359.00
M9LZC	Scenelight, White, Includes Flange	580.00
M9BTTX	Brake/Tail/Turn	372.00
M9T	Amber Turn	414.00
M9BUW	Back-Up Light	433.00
M9FC	Flange, Chrome	25.50
M9FB	Flange, Black	9.20
M9FC900	Flange, Chrome, Adapts M9 Warning to 900 Series Mounting	46.00
M9FCZ900	Flange Chrome, Adapts M9 Scenelight to 900 Series Mounting	62.00
M9VFC900	Flange, Chrome, Adapts M9V to 900 Series Mounting	46.00
M9BRUSH	Brush Guard, Black	71.00
M9HTM5FC	Chrome-Plated Housings, Sold in Pairs for Front Driver and Passenger Side of the 2015-2017 Ford Transit Medium Roof, Two M9 Series Lighthead Purchased Separately	282.00
M9HTM5RC	Chrome-Plated Housings, Sold in Pairs for Rear Driver and Passenger Side of the 2015-2017 Ford Transit Medium Roof, Two M9 Series Lighthead Purchased Separately	282.00
M9HTH5FC	Chrome-Plated Housings, Sold in Pairs for Front Driver and Passenger Side of the 2015-2017 Ford Transit High Roof, Two M9 Series Lighthead Purchased Separately	282.00
M9HTH5RC	Chrome-Plated Housings, Sold in Pairs for Rear Driver and Passenger Side of the 2015-2017 Ford Transit High Roof, Two M9 Series Lighthead Purchased Separately	282.00



Micro Freedom® Super-LED® Lighthead Assemblies, Mirror Mount Bracket Sold Separately (with 20' Cable).

††	MCFLD2*	Freedom®, Two Linear Super-LED®s with a Built-in Flasher, 8.2"W x 10"D x 3.5"H, Blue, Red and/or Amber	771.00
††	MCSLED2*	Micro LFL Liberty™, Two Linear Super-LED®s with Built-in Flasher, 9.5" L x 12" D x 2.5" H, Blue, Red and/or Amber	663.00

Micron™ Series Super-LED® Lighthead, Includes Scan-Lock™ Flash Patterns, and a 4-Wire Pigtail.

	MCRNS*	Surface Mount, Red, Blue, Amber or White, Black Flange	156.00
	MCRNS#	Surface Mount, Split Color, Clear Lens, Red/Amber, Amber/White, Red/Blue or Red/White Only, Black Flange	162.00




All models are 12 Volt D.C. only unless otherwise noted above. For other voltages contact factory.

* Replace symbol in model number with letter indicating lens color or LED color desired: **A** = Amber; **B** = Blue; **C** = Clear/White; **R** = Red; **G** = Green

Replace symbol in model number with letter indicating SPLIT lens or LED color desired: **D** = Red/Clear or White; **E** = Blue/Clear or White; **F** = Amber/Clear or White; **H** White; **J** = Red/Blue; **K** = Red/Amber; **L** = Red/Green; **M** = Blue/Amber † (to be discontinued, check availability) †† (special order, check availability, non-returnable,

! Indicate length desired: 5 foot, 6 foot, 7 foot or 8 foot \$ Indicates Lower Price

↓  - Special Order, Non-Returnable, Non-Cancelable. See "Made-To-Order" Statement on Table of Contents Page of this Price List.

Flashers & Lightheads

MODEL	DESCRIPTION	LIST
MCRNS*X	Surface Mount, Red, Blue, Amber or White, Black Flange with Smoked Lens	166.00
MCRNS#X	Surface Mount, Split Color, Red/Amber, Amber/White, Red/Blue or Red/White Only, Black Flange with Smoked Lens	172.00
MCRNSC*	Surface Mount, Red, Blue, Amber or White, Chrome Flange	177.00
MCRNSC#	Surface Mount, Split Color, Red/Amber, Amber/White, Red/Blue or Red/White Only, Chrome Flange	182.00
MCRNT*	Stud Mount, Red, Blue, Amber or White	156.00
MCRNT#	Stud Mount, Split Color, Red/Amber, Amber/White, Blue/Amber, Red/Blue or Red/White Only	162.00
MCRNT*X	Stud Mount, Red, Blue, Amber or White, with Smoked Lens	166.00
MCRNT#X	Stud Mount, Split Color, Red/Amber, Amber/White, Red/Blue or Red/White Only, with Smoked Lens	172.00
MCRNB1	"L" Angle Mounting Bracket, Black	12.50
MCRNB2	Optional Universal License Plate Bracket for Two MCRNS Lightheads, Horizontal Mount	32.50

Mirror-Beam™ Mirror Mounted Super-LED® Series Lightheads, Includes 15' Cable with AMP Connectors, Textured Black Finish, Sold in Pairs. Available in Blue, Red and/or Amber. For White Super-LEDs®, Contact Factory for Pricing.

MBCC11**	Chevy Caprice, 2011-2017	415.00
MXCC11**	Chevy Caprice, 2011-2017 with Smoked Lens	436.00
MBCC11JJ	Chevy Caprice, 2011-2017, Two Split Red/Blue Lightheads	415.00
MXCC11JJ	Chevy Caprice, 2011-2017, Two Split Red/Blue Lightheads with Smoked Lens	436.00
MBCT15**	Chevy Tahoe and Suburban 1500, 2015-2017	395.00
MXCT15**	Chevy Tahoe and Suburban 1500, 2015-2017 with Smoked Lens	416.00
MBCT15JJ	Chevy Tahoe and Suburban 1500, 2015-2017, Two Split Red/Blue Lightheads	395.00
MXCT15JJ	Chevy Tahoe and Suburban 1500, 2015-2017, Two Split Red/Blue Lightheads with Smoked Lens	416.00
MBDC11**	Dodge Charger, 2011-2017	395.00
MBDC11JJ	Dodge Charger, 2011-2017, Two Split Red/Blue Lightheads	395.00
MXDC11**	Dodge Charger, 2011-2017 with Smoked Lens	416.00
MXDC11JJ	Dodge Charger, 2011-2017, Two Split Red/Blue Lightheads with Smoked Lens	416.00
MBFT11**	Ford Police Interceptor, 2013-2017	395.00
MBFT11JJ	Ford Police Interceptor, 2013-2017, Two Split Red/Blue Lightheads	395.00
MXFT11**	Ford Police Interceptor, 2013-2017 with Smoked Lens	416.00
MXFT11JJ	Ford Police Interceptor, 2013-2017, Two Split Red/Blue Lightheads with Smoked Lens	416.00
MBFX11**	Ford Police Interceptor Utility, 2013-2017	395.00
MBFX11JJ	Ford Police Interceptor Utility, 2013-2017, Two Split Red/Blue Lightheads	395.00
MXFX11**	Ford Police Interceptor Utility, 2013-2017 with Smoked Lens	416.00
MXFX11JJ	Ford Police Interceptor Utility, 2013-2017, Two Split Red/Blue Lightheads with Smoked Lens	416.00



Mirror-Beam™ ION™ V-Series™ Mirror Mounted Super-LED® Series Lightheads, Includes 15' Cable, Textured Black Finish, Sold in Pairs, Available in Red, Blue, Amber and/or White.

VMCC11**	Chevy Caprice, 2011-2017	589.00
VXCC11**	Chevy Caprice, 2011-2017 with Smoked Lens	610.00
VMCT15**	Chevy Tahoe and Suburban 1500, 2015-2017	577.00
VXCT15**	Chevy Tahoe and Suburban 1500, 2015-2017 with Smoked Lens	598.00
VMDC11**	Dodge Charger, 2011-2017	577.00
VXDC11**	Dodge Charger, 2011-2017 with Smoked Lens	598.00
VMFT11**	Ford Police Interceptor, 2013-2017	577.00
VXFT11**	Ford Police Interceptor, 2013-2017 with Smoked Lens	598.00
VMFX11**	Ford Police Interceptor Utility, 2013-2017	577.00
VXFX11**	Ford Police Interceptor Utility, 2013-2017 with Smoked Lens	598.00



Mirror-Beam™, Mirror Mounted Linear Super-LED® Series Lightheads, Includes 15' Cable with AMP Connectors, Textured Black Finish, Sold in Pairs, Available in Red, Blue and/or Amber. For White Super-LEDs®, Contact Factory for Pricing.

MBPI06**	Chevy Impala, 2006-2016	580.00
Pan & Tilt™ Super-LED® Spotlight		
PT360P	Permanent Mount with Wired Control	1015.00
PT360PW	Permanent Mount with Wireless Control	1061.00
PT360F	Flange Mount with Wired Control	1015.00
PT360FW	Flange Mount with Wireless Control	1061.00



PAR-36 Super-LED® Floodlights and Spotlights

P36SLC	PAR-36, 12/24 VDC, Replacement	194.00
P36SLCHG	PAR-36, 12/24 VDC, Combination Spotlight/Floodlight. Includes Rubber Swivel Housing with Stainless Steel Bracket and Hardware	218.00
P36HHS	PAR-36, Super-LED® Hand Held Combination Spotlight/Floodlight, 12/24 VDC, Includes Cigar Cord, On/Off Switch and Magnet	410.00

PAR-36 Round Super-LED® Work Light, Cast Aluminum and Includes Pedestal/Swivel Mount, Standard.

3PC0C0CD	White, Intensity Level 3, Deutsch® Connector	359.00
PAR-36 Round Super-LED® Work Light with Pedestal/Swivel Mount , Built-in On/Off Switch and Removable "T" Handle.		
PFBP12	12 Super-LED® Floodlight, Black Housing	442.00
PFBP12C	12 Super-LED® Floodlight, Black Housing with Chrome Rear Cover	453.00
PFBP6	6 Super-LED® Floodlight, Black Housing	376.00
PFBP6C	6 Super-LED® Floodlight, Black Housing with Chrome Rear Cover	386.00

PSBP12	12 Super-LED® Spotlight, Black Housing	442.00
PSBP12C	12 Super-LED® Spotlight, Black Housing with Chrome Rear Cover	453.00
PSBP6	6 Super-LED® Spotlight, Black Housing	376.00
PSBP6C	6 Super-LED® Spotlight, Black Housing with Chrome Rear Cover	386.00

PAR-36 Round Super-LED® Work Light with Stud/Swivel Mount.

PFBS12	12 Super-LED® Floodlight, Black Housing	298.00
PFBS12C	12 Super-LED® Floodlight, Black Housing with Chrome Rear Cover	309.00
PFBS6	6 Super-LED® Floodlight, Black Housing	234.00
PFBS6C	6 Super-LED® Floodlight, Black Housing with Chrome Rear Cover	244.00
PSBS12	12 Super-LED® Spotlight, Black Housing	298.00
PSBS12C	12 Super-LED® Spotlight, Black Housing with Chrome Rear Cover	309.00
PSBS6	6 Super-LED® Spotlight, Black Housing	234.00
PSBS6C	6 Super-LED® Spotlight, Black Housing with Chrome Rear Cover	244.00
PFBS6S	6 Super-LED® Floodlight, Black Housing with Switch	234.00
PFBS12S	12 Super-LED® Floodlight, Black Housing with Switch	298.00
PSBS6S	6 Super-LED® Spotlight, Black Housing with Switch	234.00
PSBS12S	12 Super-LED® Spotlight, Black Housing with Switch	298.00

PAR-46 Super-LED® Steady-Burn Floodlights, Spotlights and Combination Spotlight and Warning Light

P46SLC	PAR-46, 12 VDC, Replacement, 2° Spotlight	260.00
P46SLCX	PAR-46, 12 VDC, Replacement, 2° Spotlight, with Smoked Lens	270.00
P46FL*	PAR-46, 12 VDC, Replacement, 8° Spotlight, Amber, Blue, Red or White (Steady-Burn)	260.00
P46FLCX	PAR-46, 12 VDC, Replacement, 8° Spotlight, with Smoked Lens	270.00
P46WL*	PAR-46, 12 VDC, Replacement, 20° High x 60° Wide Floodlight Pattern, Amber, Blue, Red or White (Steady-Burn)	260.00
P46WLCX	PAR-46, 12 VDC, Replacement, 20° High x 60° Wide Floodlight Pattern, with Smoked Lens	270.00
P46SLCHG	PAR-46, Spotlight 12 VDC, Includes Rubber Swivel Housing with Stainless Steel Bracket and Hardware	288.00
P46HHS	PAR-46, Super-LED® Hand Held Spotlight, 12 VDC, Includes Cigar Cord, On/Off Switch and Magnet	486.00
P46S2*	PAR-46, 12 VDC, Replacement, 8° Spotlight with Blue or Red Warning. For Unity® Spotlight Mounting Only. One Wire Control for Spot and Warning	343.00
P46S2X	PAR-46 12 VDC, Replacement, California Steady Red and 8° Spotlight, for Unity® Spotlight Mounting Only. One Wire Control of Steady Red and Spotlight Override	343.00
P46S2X2	PAR-46 12 VDC, Replacement, 8° Spot Light with California Steady Red, for Unity® Spot Light Mounting Only. One Wire Control of Spot light and Steady Red Override	343.00
P46S2*3	PAR-46, 12 VDC, Replacement, 8° Spotlight with Blue or Red Warning. For Unity® Spotlight Mounting. One Wire Color Control for Spot, Warning and Alternate Flash of Spot/Warning	343.00
P46S3*H	PAR-46, 12 VDC, 8° Spotlight with Blue or Red Warning. Includes Rubber Swivel Housing with Stainless Steel Bracket and Hardware. Independent Control of Spotlight and Warning Light with Spot Light Override	371.00

Perimeter Enhancement Light, Super-LED®, Steady White.

PELCC	Chrome Flange, White	210.00
PELCB	Black Flange, White	210.00

Pioneer Micro™ Series, Super-LED® Work/Scene Light, Includes Mounting Bracket and 3 Additional Interchangeable Optic Lenses.

MPBW	Bail/Stud Mount, White Housing	421.00
MPBB	Bail/Stud Mount, Black Housing	421.00
MPPW	Low Profile Pedestal/Swivel Mount, White Housing	579.00
MPPWCS	Low Profile Pedestal/Swivel Mount, White Housing with Chrome Cover and On/Off Switch	599.00
MPPB	Low Profile Pedestal/Swivel Mount, Black Housing	579.00
MPPBBS	Low Profile Pedestal/Swivel Mount, Black Housing with Black Cover and On/Off Switch	579.00
MPPBCS	Low Profile Pedestal/Swivel Mount, Black Housing with Chrome Cover and On/Off Switch	599.00
MPRW	Straight Recessed Mount, White	516.00
MPRB	Straight Recessed Mount, Black	516.00
MPR15W	15 Degree Recessed Mount, White	516.00
MPR15B	15 Degree Recessed Mount, Black	516.00
NPBKT1	2013-2016 Ford F-250/350 Super Duty Pillar/Hood Mount Bracket for Micro Pioneer™ Bail/Stud Mount or Nano™ Pioneer Bail Mount	79.00
NPBKT2	2015-2017 Ford F-150 Pillar/Hood Mount Bracket for Micro Pioneer™ Bail/Stud Mount or Nano™ Pioneer Bail Mount	109.00

Pioneer Nano™ NP Series, Includes Bail Mount, Two Interchangeable Lenses (8° and 40° X 20°) and a 6' Harness.

NP3BW	3-LED, with Bail Mount, White	208.00
NP3BB	3-LED, with Bail Mount, Black	208.00
NP6BW	6-LED, with Bail Mount, White	260.00
NP6BB	6-LED, with Bail Mount, Black	260.00
NPBKT1	2013-2016 Ford F-250/350 Super Duty Pillar/Hood Mount Bracket for Micro Pioneer™ Bail/Stud Mount or Nano™ Pioneer Bail Mount	79.00
NPBKT2	2015-2017 Ford F-150 Pillar/Hood Mount Bracket for Micro Pioneer™ Bail/Stud Mount or Nano™ Pioneer Bail Mount	109.00



Flashers & Lightheads




All models are 12 Volt D.C. only unless otherwise noted above. For other voltages contact factory.

* Replace symbol in model number with letter indicating lens color or LED color desired: **A** = Amber; **B** = Blue; **C** = Clear/White; **R** = Red; **G** = Green

Replace symbol in model number with letter indicating SPLIT lens or LED color desired: **D** = Red/Clear or White; **E** = Blue/Clear or White; **F** = Amber/Clear or White; **H** = Green/Clear or White; **J** = Red/Blue; **K** = Red/Amber; **L** = Red/Green; **M** = Blue/Amber † (to be discontinued, check availability) ‡ (special order, check availability, non-returnable, non-cancelable)

! Indicate length desired: 5 foot, 6 foot, 7 foot or 8 foot \$ Indicates Lower Price

↓  - Special Order, Non-Returnable, Non-Cancelable. See "Made-To-Order" Statement on Table of Contents Page of this Price List.

MODEL DESCRIPTION LIST

Pioneer™ Series and Pioneer Plus™ Series, White Housing, 12 VDC unless noted, Super-LED® Flood/Spot Lights. Requires Optional Mounting Kit Purchased Separately, Unless Specified. For Black Housing, Add a "B" to the End of the Model Number, Contact Factory for Availability.

PFA1	Single Panel Pioneer™ Floodlight	640.00
PFA1LP	PFA1 with Low Profile Pedestal/Swivel Mount	796.00
PFP1	Single Panel Pioneer Plus™ Floodlight	858.00
PFS1	Single Panel Pioneer Plus™ Combination Flood/Spot	858.00
PFP1LP	PFP1 with Low Profile Pedestal/Swivel Mount	1014.00
PFA2	Dual Panel Pioneer™ Floodlight	1121.00
PFP2	Dual Panel Pioneer Plus™ Floodlight	1497.00
PSP1	Single Panel Pioneer Plus™ Spotlight, 8°	858.00
PSP1LP	PSP1 with Low Profile Pedestal/Swivel Mount	1014.00
PTP1	Single Panel Pioneer Plus™ Spotlight, 2°	858.00
PTP1LP	PTP1 with Low Profile Pedestal/Swivel Mount	1014.00
PFS2	Dual Panel Pioneer Plus™ Combination Flood/Spot	1497.00
PFP1AC	Single Panel Pioneer Plus™ Floodlight, 115 VAC, UL® Listed	1030.00
PSP1AC	Single Panel Pioneer Plus™, Spot Light, 8°, 115 VAC, UL® Listed	1030.00
PSP1ALP	PSP1AC with Low Profile Pedestal/Swivel Mount, 115 VAC, UL® Listed	1186.00
PFP2AC	Dual Panel Pioneer Plus™ Floodlight, 115 VAC, UL® Listed	1787.00
PCP2AFS	Dual Panel Pioneer Plus™ Combination Flood (Left)/Spotlight (Right), 115 VAC, UL® Listed	1787.00
PCP2ASF	Dual Panel Pioneer Plus™ Combination Spot (Left)/Floodlight (Right), 115 VAC, UL® Listed	1787.00
PCP3	Pioneer Plus™ Max Combination Flood and 8° Spotlight	1920.00
PCP3A	Pioneer Plus™ Max Combination Flood and 8° Spotlight, 115 VAC, UL® Listed	1920.00



Options for Pioneer™ & Pioneer Plus™ Series, For Black Housing, Add a "B" to the End of the Model Number, Contact Factory for Availability.

PBA106U	Universal Bail Mount Bracket (Vertical or Horizontal), White, For Single Pioneer™ (PFA1/PFP1)	101.00
PBA206U	Universal Bail Mount Bracket (Vertical or Horizontal), White, For Dual Pioneer™ (PFA2/PFP2)	115.00
PBA103	Semi-Recess Housing with Chrome Flange, Mounts Single Pioneer™ (PFA1/PFP1) Straight or at a 15° Angle	299.00
PBA203	Semi-Recess Housing with Chrome Flange, Mounts Dual Pioneer™ (PFA2/PFP2) Straight or at a 15° Angle	324.00
PBAINTC	Brow Mount Brackets, Center Mount for International 4300, 4400, 7400 and Terrastar Chassis (Dual Pioneer™ Only)	163.00
PFLASH	Flasher with Steady-Burn Override, Multiple Flash Patterns	109.00



Pioneer™ and Pioneer Plus™ Series, Includes Handle and Pole/Pedestal Mount Adapter, (Pole or Pedestal Purchased Separately), White Housing, 12 VDC unless noted, Super-LED® Flood/Spot Lights. For Black Housing, Add a "B" to the End of the Model Number, Contact Factory for Availability.

PFA1P	Single Panel Pioneer™ with Pole/Pedestal Mount Adapter	884.00
PFA1P1	Single Panel Pioneer™ with Pole/Pedestal Mount Adapter and On/Off Switch	910.00
PFP1P	Single Panel Pioneer Plus™ with Pole/Pedestal Mount Adapter	1100.00
PFP1P1	Single Panel Pioneer Plus™ with Pole/Pedestal Mount Adapter and On/Off Switch	1126.00
PFA2P	Dual Panel Pioneer™ with Pole/Pedestal Mount Adapter	1367.00
PFA2P1	Dual Panel Pioneer™ with Pole/Pedestal Mount Adapter and On/Off Switch	1394.00
PFP2P	Dual Panel Pioneer Plus™ with Pole/Pedestal Mount Adapter	1741.00
PFP2P1	Dual Panel Pioneer Plus™ with Pole/Pedestal Mount Adapter and On/Off Switch	1766.00
PSP1P	Single Panel Pioneer Plus™, 8° Spotlight with Pole/Pedestal Mount Adapter	1100.00
PSP1P1	Single Panel Pioneer Plus™, 8° Spotlight with Pole/Pedestal Mount Adapter and On/Off Switch	1126.00
PSP1AP	Single Panel Pioneer Plus™, 8° Spotlight, 115 VAC, UL® Listed with Pole/Pedestal Mount Adapter	1186.00
PSP1AP1	Single Panel Pioneer Plus™, 8° Spotlight, 115 VAC, UL® Listed with Pole/Pedestal Mount Adapter and On/Off Switch	1213.00
PFS1P	Single Panel Pioneer™ with Pole/Pedestal Mount Adapter, Combination Flood/Spot	1100.00
PFS1P1	Single Panel Pioneer™ with Pole/Pedestal Mount Adapter and On/Off Switch, Combination Flood/Spot	1126.00
PFS2P	Dual Panel Pioneer™ with Pole/Pedestal Mount Adapter, Combination Flood/Spot (Replaces PCP2P)	1741.00
PFS2P1	Dual Panel Pioneer™ with Pole/Pedestal Mount Adapter and On/Off Switch, Combination Flood/Spot (Replaces PCP2P1)	1766.00
PFP1AP	Single Panel Pioneer Plus™, 115 VAC, with Pole/Pedestal Mount Adapter	1273.00
PFP1AP1	Single Panel Pioneer Plus™, 115 VAC, with Pole/Pedestal Mount Adapter and On/Off Switch	1299.00
PFP2AP	Dual Panel Pioneer Plus™, 115 VAC, with Pole/Pedestal Mount Adapter	2029.00
PFP2AP1	Dual Panel Pioneer Plus™, 115 VAC, with Pole/Pedestal Mount Adapter and On/Off Switch	2056.00
PBAPEDD	Pedestal Mount Kit for Pioneer™ with Pole/Pedestal Mount Adapter	316.00
PBAPEDDL	Locking Pedestal Mount Kit for Pioneer™ with Pole/Pedestal Mount Adapter	373.00
PBAPEDA	Pedestal Mount Kit for 115 VAC Pioneer™ with Pole/Pedestal Mount Adapter	316.00
PBAPEDAL	Locking Pedestal Mount Kit for 115 VAC Pioneer™ with Pole/Pedestal Mount Adapter	373.00
PCP2AP	Dual Panel Pioneer Plus™ Combination Flood/8° Spotlight, 115 VAC, UL® Listed with Pole/Pedestal Mount Adapter	2056.00



Flashers & Lightheads

PCP2AP1	Dual Panel Pioneer Plus™ Combination Flood/8° Spotlight, 115 VAC, UL® Listed with Pole/Pedestal Mount Adapter and On/Off Switch	2056.00
PCP3P	Pioneer Plus Max™ Combination Flood and 8° Spotlight with Pole/Pedestal Mount Adapter	2076.00
PCP3P1	Pioneer Plus Max™ Combination Flood and 8° Spotlight with Pole/Pedestal Mount Adapter and On/Off Switch	2103.00
PCP3AP	Pioneer Plus Max™ Combination Flood and 8° Spotlight, 115 VAC, UL® Listed with Pole/Pedestal Mount Adapter	2076.00
PCP3AP1	Pioneer Plus Max™ Combination Flood and 8° Spotlight, 115 VAC, UL® Listed with Pole/Pedestal Mount Adapter and On/Off Switch	2103.00

Pioneer Quad™, 4 Panel, 120 VAC Floodlight and Combination Flood/Spotlight

PFP4AWB	Pioneer Quad™, Flood, 115 VAC, UL® Listed with Bail Mount Bracket	2821.00
PFP4AWP	Pioneer Quad™, Flood, 115 VAC, UL® Listed with Pole/Pedestal Mount Adapter	3278.00
PFP4AWP1	Pioneer Quad™, Flood, 115 VAC, UL® Listed with Pole/Pedestal Mount Adapter and 1 Switch	3304.00

Pioneer™ Series & Pioneer Plus™ Series, Lightbar Mount, Super-LED® Flood/Spot Lights, Includes Permanent Mounting Feet, White Flood/Spot Mounting Bracket and Flasher with Scan-Lock™ Flash Patterns, Including Steady Burn. Factory Installed on Freedom IV Lightbars Only. Lightbar Purchased Separately and May Prevent the Use of Other Options. Freight Surcharge May Apply. For Black Housing, Add a "B" to the End of the Model Number, Contact Factory for Availability.

PFA1F41	1 Single PFA1 Pioneer™ Center Mounted for 55" and Up	1422.00
PFA1F42	2 Single PFA1 Pioneer™s with Mounting Brackets for 72" and Up	2279.00
PFP1F41	1 Single PFP1 Pioneer™ Center Mounted for 55" and Up	1641.00
PFP1F42	2 Single PFP1 Pioneer™s with Mounting Brackets for 72" and Up	2719.00
PFA2F41	1 Dual PFA2 Pioneer™ Center Mounted for 55" and Up	1958.00
PFA2F42	2 Dual PFA2 Pioneer™s with Mounting Brackets for 72" and Up	3458.00
PFP2F41	1 Dual PFP2 Pioneer™ Center Mounted for 55" and Up	2333.00
PFS2F41	NEW 1 Dual PFS2 Pioneer™ Center Mounted for 55" and Up, Combination Flood/Spot	2333.00
PFP2F42	2 Dual PFP2 Pioneer™s with Mounting Brackets for 72" and Up	4209.00
PFS2F42	NEW 2 Dual PFS2 Pioneer™s with Mounting Brackets for 72" and Up, Combination Flood/Spot	4209.00
PFS1F41	1 Single PFS1 Pioneer™ Center Mount for 55" and Up, Combination Flood/Spot	1641.00
PFS1F42	2 Single PFS1 Pioneer™s with Mounting Brackets for 72" and Up, Combination Flood/Spot	2719.00

Pole Assemblies, For Pole Assemblies, See Separate Pole Assemblies Price List. Freight Surcharge May Apply.

0	For Pole Assemblies, See Separate Pole Assemblies Price List	
---	--	--

Pioneer Plus™ Surface Mount Single and Dual Flood/Spot Combination

PCPSM1C	Single Panel, Combination Flood/Spot, Chrome Flange	832.00
PCPSM1B	Single Panel, Combination Flood/Spot, Black Flange	832.00
PCPSM2C	Dual Panel, Combination Flood/Spot, Chrome Flange	1612.00
PCPSM2B	Dual Panel, Combination Flood/Spot, Black Flange	1612.00
PCPSM2AC	NEW Dual Panel, Combination Flood/Spot, 115 VAC, UL® Listed, Chrome Flange	1902.00
PCPSM2AB	NEW Dual Panel, Combination Flood/Spot, 115 VAC, UL® Listed, Black Flange	1902.00

Pioneer SlimLine™ Series, 12 VDC, Super-LED®. Standard Spotlight includes Interchangeable Flood/Flood Lens and the PSL2 also Includes a Combination Flood/Spot Light Lens.

PSL1B	Single Panel, Bail/Stud Mount, White Housing	421.00
PSL1BB	Single Panel, Bail/Stud Mount, Black Housing	421.00
PSL1P	Single Panel, Low Profile Pedestal/Swivel Mount, White Housing	572.00
PSL1PB	Single Panel, Low Profile Pedestal/Swivel Mount, Black Housing	572.00
PSL1R	Single Panel, Semi-Recessed, Chrome Flange Mount, White Housing	485.00
PSL1RB	Single Panel, Semi-Recessed, Chrome Flange Mount, Black Housing	485.00
PSL1R5	Single Panel, Semi-Recessed 15° Angle Chrome Flange Mount, White Housing	485.00
PSL1R5B	Single Panel, Semi-Recessed 15° Angle Chrome Flange Mount, Black Housing	485.00
PSL2B	Dual Panel, Bail/Stud Mount, White Housing	858.00
PSL2BB	Dual Panel, Bail/Stud Mount, Black Housing	858.00
PSL2P	Dual Panel, Low Profile Pedestal/Swivel Mount, White Housing	1015.00
PSL2PB	Dual Panel, Low Profile Pedestal/Swivel Mount, Black Housing	1015.00
PSL2R	Dual Panel, Semi-Recessed, Chrome Flange Mount, White Housing	858.00
PSL2RB	Dual Panel, Semi-Recessed, Chrome Flange Mount, Black Housing	858.00
PSL2R5	Dual Panel, Semi-Recessed 15° Angle Chrome Flange Mount, White Housing	858.00
PSL2R5B	Dual Panel, Semi-Recessed 15° Angle Chrome Flange Mount, Black Housing	858.00



Pioneer SlimLine™ Brow Mount Series, 12 VDC, Super-LED®. Standard Spotlight includes Interchangeable Flood/Flood and Combination Flood/Spot Lenses.

PSL2	Dual Panel, White Housing, Mounting Purchased Separately	858.00
PSL2BLK	Dual Panel, Black Housing, Mounting Purchased Separately	858.00

Pioneer LiFe™ Battery Operated Portable Area Light Series, Includes Intelligent Inductive Charger™ and Floodlight Lens (Interchangeable Spotlight Lens Supplied)

LF35	NEW 12 VDC, Rechargeable	1425.00
LF35A	NEW 115 - 240 VAC, Rechargeable, with Standard NEMA Plug for U.S.	1525.00
LF35E	NEW 240 VAC, Rechargeable, with CEE7 Plug for Europe	1525.00
LF35BASE	NEW Optional Non-Charging Base Only	99.00
LF35CB12	NEW Optional 12 VDC, Charging Base Only	369.00
LF35CBAC	NEW Optional 115 - 240 VAC, Charging Base Only, with Standard NEMA Plug for U.S.	469.00
LF35CBAE	NEW Optional 240 VAC, Charging Base Only, with CEE7 Plug for Europe	469.00



All models are 12 Volt D.C. only unless otherwise noted above. For other voltages contact factory.

* Replace symbol in model number with letter indicating lens color or LED color desired: **A** = Amber; **B** = Blue; **C** = Clear/White; **R** = Red; **G** = Green

Replace symbol in model number with letter indicating SPLIT lens or LED color desired: **D** = Red/Clear or White; **E** = Blue/Clear or White; **F** = Amber/Clear or White; **H** = Green/Clear or White; **J** = Red/Blue; **K** = Red/Amber; **L** = Red/Green; **M** = Blue/Amber † (to be discontinued, check availability) ‡ (special order, check availability, non-returnable, non-cancelable)

! Indicate length desired: 5 foot, 6 foot, 7 foot or 8 foot \$ Indicates Lower Price

↓ †† - Special Order, Non-Returnable, Non-Cancelable. See "Made-To-Order" Statement on Table of Contents Page of this Price List.

MODEL DESCRIPTION LIST

SideKick™ Super-LED® Fender Lights, Black Housing, Includes Driver and Passenger Side Housing with ION™ Lighthoods.
Available in Red, Blue, Amber and/or White.

SK01**	Ford Police Interceptor, 2013-2017	504.00
SK01JJ	Ford Police Interceptor, 2013-2017, Two Split Red/Blue Lighthoods	504.00
SK01V3**	Ford Police Interceptor, 2013-2017, V-Series Lighthood with 180° Warning, Take Down and Puddle Light Combination, Red, Blue, Amber or White Warning	682.00
SK01W**	Ford Police Interceptor, 2013-2017, Wide Angle	504.00
SK01WJJ	Ford Police Interceptor, 2013-2017, Two Split Red/Blue Lighthoods, Wide Angle	504.00
XK01**	Ford Police Interceptor, 2013-2017 with Smoked Lens	525.00
XK01JJ	Ford Police Interceptor, 2013-2017, Two Split Red/Blue Lighthoods with Smoked Lens	525.00
XK01V3**	Ford Police Interceptor, 2013-2017, V-Series Lighthood with 180° Warning, Take Down and Puddle Light Combination, Red, Blue, Amber or White Warning with Smoked Lens	702.00
XK01W**	Ford Police Interceptor, 2013-2017, Wide Angle with Smoked Lens	525.00
XK01WJJ	Ford Police Interceptor, 2013-2017, Two Split Red/Blue Lighthoods, Wide Angle with Smoked Lens	525.00
SK02**	Chevy Caprice, 2011-2017	504.00
SK02JJ	Chevy Caprice, 2011-2017, Two Split Red/Blue Lighthoods	504.00
SK02V3**	Chevy Caprice, 2011-2017, V-Series Lighthood with 180° Warning, Take Down and Puddle Light Combination, Red, Blue, Amber or White Warning	682.00
SK02W**	Chevy Caprice, 2011-2017, Wide Angle	504.00
SK02WJJ	Chevy Caprice, 2011-2017, Two Split Red/Blue Lighthoods, Wide Angle	504.00
XK02**	Chevy Caprice, 2011-2017 with Smoked Lens	525.00
XK02JJ	Chevy Caprice, 2011-2017, Two Split Red/Blue Lighthoods with Smoked Lens	525.00
XK02V3**	Chevy Caprice, 2011-2017, V-Series Lighthood with 180° Warning, Take Down and Puddle Light Combination, Red, Blue, Amber or White Warning with Smoked Lens	702.00
XK02W**	Chevy Caprice, 2011-2017, Wide Angle with Smoked Lens	525.00
XK02WJJ	Chevy Caprice, 2011-2017, Two Split Red/Blue Lighthoods, Wide Angle with Smoked Lens	525.00



Strip-Lite™ Super-LED® 5mm LED Series, Surface Mount, Color LEDs with Color Outer Lens.

PS*00F®R	5mm, Amber or Red, 14 Flash Patterns including Steady-Burn	132.00
PSB00FBR	5mm, Blue, 14 Flash Patterns including Steady-Burn	234.00
PSC00FCR	5mm, White, 14 Flash Patterns including Steady-Burn	357.00
PSR00XRR	5mm, Brake/Tail, with 2 Flash Patterns	140.00
PSRASXCR	5mm, Brake/Tail with Amber Turn Signal	140.00
PSTANK	5mm, Water Tank Status Light, Steady-Burn Green, Blue, Amber & Red LEDs. Requires Customer-Supplied Sensors	237.00
PSC0ADCR	Super-LED® Compartment Light, Intensity Level 2, Frosted Lens	91.00
PSC0CDCR	Super-LED® Compartment Light, Intensity Level 3, Frosted Lens	138.00
PSBKT451	45° Mounting Bracket for 1 Strip-Lite™ Compartment Light	23.50
PSBKT1	Guard for use with or without Single Angle Bracket	34.00



TIR3™ & LIN3™ Series Super-LED® Lighthoods, Surface Mount, Color Super-LED® with Clear Outer Lens, 3.5" W x 1.1" H x 1.2" D. Includes Black Flange. Scan-Lock™ Flash Patterns including Steady-Burn and Synchronize Feature.

RS*02ZCR	LIN3™, Horizontal Mounting, Amber, Blue, Red or White	98.00
RS*03ZCR	TIR3™, Horizontal Mounting, Amber, Blue, Red or White	98.00
RV*03ZCR	TIR3™, Vertical Mounting, Amber, Blue, Red or White	98.00



LINZ6™ & LINV2™ V-Series™ Linear Super-LED® Lighthoods, Surface Mount, Color Super-LED® with Clear Outer Lens, 4" W x 2" H x 1-9/16" D. Includes Black Flange. Scan-Lock™ Flash Patterns Including Steady-Burn and Synchronize Feature.

LINV2*	V-Series™, Combination 180° Warning and Puddle Light with Scan-Lock™ Warning Flash Patterns, Red, Blue, Amber or White Warning	235.00
LINSV2*	V-Series™, Combination 180° Warning and Puddle Light with Scan-Lock™ Flash Patterns for Under Surface Mounting, Amber, Blue or Red	245.00
LINV2*X	V-Series™, Combination 180° Warning and Puddle Light with Scan-Lock™ Warning Flash Patterns, Red, Blue, Amber or White Warning with Smoked Lens	245.00
LINSV2*X	V-Series™, Combination 180° Warning and Puddle Light with Scan-Lock™ Flash Patterns for Under Surface Mounting, Amber, Blue or Red Warning with Smoked Lens	255.00
LINZ6*	Horizontal Mount, Amber, Blue, Red or White	156.00
LINZ6#	Split Color, Clear Lens, Red/Amber, Amber/White, Red/Blue or Red/White Only, Horizontal Mount	162.00
LINZ61	Horizontal Mount, Amber/Amber Split	163.00
LINZ62	Horizontal Mount, Blue/Blue Split	163.00
LINZ65	Horizontal Mount, Red/Red Split	163.00



Options for TIR3™, LIN3™, LINZ6™ & LINV2™ V-Series™ Linear Series Super-LED®

RFLANGCD	Optional, Deep, Chrome-Plated Mounting Flange Kit (Not for Use with LINV2™ Series)	16.50
RFLANGEC	Optional Chrome-Plated Mounting Flange Kit	16.50
RFLANGEA	Optional Cast Aluminum Mounting Flange Kit (Not for Use with LINV2™ Series)	29.50
RFLANG2B	Optional Black, Dual Surface Mount Flange Kit for Two Lighthoods	14.50
RFLANG2C	Optional Chrome-Plated, Dual Surface Mount Flange Kit for 2 Lighthoods	19.50
LINZ6FC	Optional Deep Chrome-Plated Mounting Flange Kit (Not for Use with LINV2™ Series)	16.50
RGROMMET	Grommet Mount Kit	7.15
†† L6BKT2	Optional Dodge Charger Trunk Mount Bracket for Two LINZ6™ Lighthoods, Pair	22.50



Flashers & Lighthoods

L6BKT3	Optional 46 Degree Push Bumper Bracket, Each	15.50
LSVBKT37	Chevy Caprice, 2011-2017, Under-the-Side View Mirror Mount for Two LINSV2™ Series Sold Separately, Pair (When Used with Mirror Beam™s, Housing Modification maybe Required)	24.50
LSVBKT45	Chevy Tahoe/Suburban, 2015-2017, Under-the-Side View Mirror Mount for two LINSV2™ Series Sold Separately, Pair	24.50
LSVBKT13	Chevy Silverado 1500/2500, 2014-2016, Under-the-Side View Mirror Mount for Two LINSV2™ Series Sold Separately, Pair	24.50
LSVBKT35	Dodge Charger, 2011-2017, Under-the-Side View Mirror Mount for Two LINSV2™ Series Sold Separately, Pair (When Used with Mirror Beam™s, Housing Modification maybe Required)	24.50
LSVBKT44	Dodge Durango, 2013-2016, Under-the-Side View Mirror Mount for Two LINSV2™ Series Sold Separately, Pair	24.50
LSVBKT42	Dodge Ram 1500, 2011-2016, Under-the-Side View Mirror Mount for Two LINSV2™ Series Sold Separately, Pair	24.50
LSVBKT47	NEW Ford F-150, 2015-2017, Under-the-Side View Mirror Mount for Two LINSV2™ Series Sold Separately, Pair	24.50
LSVBKT34	Ford Police Interceptor Utility 2013-2017, Under-the-Side View Mirror Mount for Two LINSV2™ Series Sold Separately, Pair (For use with Ford's Factory Side Marker LED Side View Mirror Option)	24.50
LSVBKT38	Ford Police Interceptor Sedan 2013-2017, Under-the-Side View Mirror Mount for Two LINSV2™ Series Sold Separately, Pair	24.50
RBKT1	Optional "L" Mounting Bracket for 1 Lighthead (Consider Using LIN3™ Mounting Flange when used with LINZ6™, Purchased Separately and Not for Use with RV Series)	12.50
RBKT2	Optional "L" Mounting Bracket for 2 Lightheads (Consider Using LIN3™ Mounting Flange when used with LINZ6™, Purchased Separately and Not for Use with RV Series)	21.50
RBKT4	Optional Swivel Mounting Bracket For 1 TIR3™ or LIN3™	38.00
RBKT6	Optional License Plate Bracket for 2 Lightheads, Horizontal Mount (Consider Using LIN3™ Mounting Flange when used with LINZ6™, Purchased Separately)	23.50
RBKT7	Optional License Plate Bracket for 2 Lightheads, Vertical Mount (Consider Using LIN3™ Mounting Flange when used with LINZ6™, Purchased Separately)	23.50
RBKT10	Optional Trunk Mount Bracket for Dodge Charger, Pair	31.50
RBKT12	Optional 2013-2016 Ford F-250/350/450/550 Above the Rear Taillight Mounting Bracket, Pair (Consider Using LIN3™ Mounting Flange when used with LINZ6™, Purchased Separately)	63.00
RBKT14	Optional 2014-2017 Chevy Silverado 1500 / GMC 1500 Above the Rear Taillight Mounting Bracket, Pair (Consider Using LIN3™ Mounting Flange when used with LINZ6™, Purchased Separately)	63.00
RBKT16	Optional Trunk Mount Bracket for 2013-2017 Ford Police Interceptor Sedan, Pair	31.50
RBKT17	Optional 2014-2016 Dodge Ram Above the Rear Taillight Mounting Bracket, Pair (Consider LIN3™ Mounting Flange, Purchased Separately)	63.00
RBKT18	Optional 2015-2017 Ford F-150 Above the Rear Taillight Mounting Bracket, Pair	63.00
RBKT19	Optional 2015-2017 Ford F-150 Below the Rear Taillight Mounting Bracket, Pair	63.00
RBKTHD1	Harley-Davidson®, 2008-2017 Road King® Side Cowl Mounting Bracket Kit, for use with 1 Lighthead, Stainless Steel, Includes RFLANGEC, Each	19.50
RBKTHD2	Harley-Davidson®, 2008-2017 Road King® Side (Saddle Bag) Crash Bar Mounting Bracket Kit, for use with 2 Lightheads, Stainless Steel, Includes RFLANG2C, Each	33.50
RBKTHD3	Harley-Davidson®, 2008-2017 Road King® Rear (Saddle Bag) Crash Bar Mounting Bracket Kit, for use with 2 Lightheads, Stainless Steel, Includes RFLANG2C, Each	39.00
†† RBKTHD4L	Harley-Davidson®, 2008-2017 Road King®, Under Radio Box Mounting Bracket Kit, for use with 1 Lighthead, Stainless Steel, Includes RFLANGEC, Road Side, Each	19.50
†† RBKTHD4R	Harley-Davidson®, 2008-2017 Road King®, Under Radio Box Mounting Bracket Kit, for use with 1 Lighthead, Stainless Steel, Includes RFLANGEC, Curb Side, Each	19.50
†† RBKTHD5	Harley-Davidson®, 2008-2017 Road King®, Under Headlight Mounting Bracket Kit, for use with 1 Lighthead, Stainless Steel, Includes RFLANGEC, Each	27.50
†† RBKTHD6	Harley-Davidson®, 2008-2017 Road King®, Passing/Fog Light Mounting Bracket Kit, for use with 1 LINZ6™, LINV2™, TIR3™ or LIN3™ Lighthead, Stainless Steel, Each	23.50
RBKTHD7	2014-2017 Harley-Davidson® Electra Glide® Passing/Fog 90° Mount Kit for use with 1 LINZ6™, LINV2™, TIR3™ or LIN3™ Lightheads, Stainless Steel, Each	28.00
RBKTHD8	2014-2017 Harley-Davidson® Electra Glide® Passing/Fog 90° and 45° Mount Kit for use with 2 LINZ6™, LINV2™, TIR3™ or LIN3™ Lightheads, Stainless Steel, Each	45.00
V23™ Series Super-LED® Surface Mount Lighthead, Clear Outer Lens, 4-1/4" Long x 2-11/16" High x 1-1/2" Protrusion, with Flange		
V23*TPB	Combination 180° Warning, Take-Down and Puddle Light Combination, Red, Blue, Amber or White Warning, Black Flange	282.00
V23*TPC	Combination 180° Warning, Take-Down and Puddle Light Combination, Red, Blue, Amber or White Warning, Chrome Flange	287.00
V23*TPBX	Combination 180° Warning, Take-Down and Puddle Light Combination, Red, Blue, Amber or White Warning with Smoked Lens, Black Flange	292.00
V23*TPCX	Combination 180° Warning, Take-Down and Puddle Light Combination, Red, Blue, Amber or White Warning with Smoked Lens, Chrome Flange	297.00
V23P20B	20° Angled Surface Mount Housing, Black	20.00
V23P20C	20° Angled Surface Mount Housing, Chrome	27.00
V23PEDB	Pedestal Mount Kit, Black	69.00
V23PEDC	Pedestal Mount Kit, Chrome	75.00



All models are 12 Volt D.C. only unless otherwise noted above. For other voltages contact factory.

* Replace symbol in model number with letter indicating lens color or LED color desired: **A** = Amber; **B** = Blue; **C** = Clear/White; **R** = Red; **G** = Green

Replace symbol in model number with letter indicating SPLIT lens or LED color desired: **D** = Red/Clear or White; **E** = Blue/Clear or White; **F** = Amber/Clear or White; **H** = Green/Clear or White; **J** = Red/Blue; **K** = Red/Amber; **L** = Red/Green; **M** = Blue/Amber † (to be discontinued, check availability) †† (special order, check availability, non-returnable, non-cancelable)

! Indicate length desired: 5 foot, 6 foot, 7 foot or 8 foot \$ Indicates Lower Price

↓ †† - Special Order, Non-Returnable, Non-Cancelable. See "Made-To-Order" Statement on Table of Contents Page of this Price List.

MODEL DESCRIPTION LIST

Vertex™ Super-LED® Light, Single Self-Contained Lighthouse with 25 Scan-Lock™ Flash Patterns, Including Steady-Burn.

VTX609*	Omni Directional Lighthouse, Red, Blue, Amber or White, 9' Cable	135.00
VTX609#	Omni Directional Lighthouse, Split Color, Red, Blue, Amber and/or White, 9' Cable	140.00
VTXD609*	Directional Lighthouse, Includes Side Emitting Shield, Red, Blue, Amber or White, 9' Cable	135.00
VTXD609#	Directional Lighthouse, Includes Side Emitting Shield, Split Color, Red, Blue, Amber and/or White, 9' Cable	140.00
VTX3609*	360° Side Emitter Lighthouse, Red, Blue, Amber or White, 9' Cable	135.00
VTX3609#	360° Side Emitter Lighthouse, Split Color, Red, Blue, Amber and/or White, 9' Cable	140.00
VTXFB	Flange Kit, Surface Mount, Black	8.70
XTX609*	Omni Directional Lighthouse, Red, Blue, Amber or White, 9' Cable with Smoked Lens	145.00
VTXFC	Flange Kit, Surface Mount, Chrome	16.50
XTX609#	Omni Directional Lighthouse, Split Color, Red, Blue, Amber and/or White, 9' Cable with Smoked Lens	150.00
XTXD609*	Directional Lighthouse, Includes Side Emitting Shield, Red, Blue, Amber or White, 9' Cable with Smoked Lens	145.00
XTXD609#	Directional Lighthouse, Includes Side Emitting Shield, Split Color, Red, Blue, Amber and/or White, 9' Cable with Smoked Lens	150.00



Vertex™ VHB Series, For Factory Prepped FORD Interceptor Sedans and SUVs with 1" Hole in Headlight and Taillight Assemblies.

†† VHB609*	Red, Blue, Amber or White, 9' Cable and VHB Tape	135.00
†† VHB609#	Split Color, Red, Blue, Amber and/or White, 9' Cable and VHB Tape	140.00

DOT Wing Plow Super-LED® Lighthoods

Wing Plow Super-LED® Lighthoods, Includes TIR3™ Super-LED® Encapsulated in a Cast Housing and 20' Cable.

WFLOW1A	Amber, for use when Wing Plow is in Use	218.00
WFLOW2A	Amber, for use when Wing Plow is Stowed	218.00
WFLOW3AA	Includes 1-WFLOW1A and 1-WFLOW2A	402.00



Wing Plow LINZ6 Super-LED® Lighthouse, Encapsulated in a Cast Housing with 20' Cable

WFLOWZ1A	Amber, for use when Wing Plow is in Use	271.00
WFLOWZ2A	Amber, for use when Wing Plow is Stowed	271.00
WFLOWZ3A	Includes WFLOWZ1A and WFLOWZ2A	514.00

DOT3® Super-LED®

For DOT3® Super-LED® Systems, See Separate DOT3® Price List

For DOT3® Super-LED® Systems, See Separate DOT3® Price List

0	For DOT3® Super-LED® Systems, See Separate DOT3® Price List	
---	---	--

Motorcycle Warning Products

"Only the items listed in the Motorcycle Warning sections are recommended for motorcycle use". The use of any other Whelen Equipment is at the sole discretion and risk of the user.

Motorcycle Warning Products

UFM8	Eight Outlet Halogen/LED Flasher, 60 Watts per outlet, 2x2x2 Switching, 17 Selectable Flash Patterns	191.00
RS*03ZCR	TIR3™ Super-LED® with 25 Scan-Lock™ Flash Patterns and Synchronize Feature, For Horizontal Mounting, Amber, Blue, Red or White	98.00
RV*03ZCR	TIR3™ Super-LED® with 25 Scan-Lock™ Flash Patterns and Synchronize Feature, For Vertical Mounting, Amber, Blue, Red or White	98.00
RS*02ZCR	LIN3™ with 25 Scan-Lock™ Flash Patterns and Synchronize Feature, For Horizontal Mounting, Amber, Blue, Red or White	98.00
RFLANGCD	Deep, Chrome-Plated Mounting Flange for TIR3™ and/or LIN3™ Lighthoods	16.50
RFLANG2B	Black, Dual Surface Mount Flange Kit for Two TIR3™ and/or LIN3™ Lighthoods	14.50
RFLANG2C	Chrome-Plated, Dual Surface Mount Flange Kit for Two TIR3™ and/or LIN3™ Lighthoods	19.50
RBKTHD1	Harley-Davidson®, 2008-2017 Road King®, Side Cowl Mounting Bracket Kit, for use with 1 Lighthouse, Stainless Steel, Includes RFLANG2C, Each	19.50
RBKTHD2	Harley-Davidson®, 2008-2017 Road King®, Side (Saddle Bag) Crash Bar Mounting Bracket Kit, for use with Two LINZ6™, RS TIR3™s and/or LIN3™s, Stainless Steel, Includes RFLANG2C, Each	33.50
RBKTHD3	Harley-Davidson®, 2008-2017 Road King®, Rear (Saddle Bag) Crash Bar Mounting Bracket Kit, for use with Two LINZ6™, RS TIR3™s and/or LIN3™s, Stainless Steel, Includes RFLANG2C, Each	39.00
RBKTHD3D	Harley Davidson®, 2008-2017 Road King®, Rear (Saddle Bag) Crash Bar Mounting Bracket Kit, for use with 4 TIR3™, LINZ6™ and/or LIN3™ Lighthoods, Stainless Steel, Includes 2 RFLANG2C, Each	77.00
†† RBKTHD4L	Harley-Davidson®, 2008-2017 Road King®, Under Radio Box Mounting Bracket Kit (When Used with Whelen® Boxes Only), for use with One LINZ6™, RS TIR3™ or LIN3™, Stainless Steel, Includes RFLANG2C, Road Side, Each	19.50
†† RBKTHD4R	Harley-Davidson®, 2008-2017 Road King®, Under Radio Box Mounting Bracket Kit (When Used with Whelen® Boxes Only), for use with One LINZ6™, RS TIR3™ or LIN3™, Stainless Steel, Includes RFLANG2C, Curb Side, Each	19.50



Systems - DOT & Motorcycle

††	RBKTHD5	Harley-Davidson®, 2008-2017, (FLHP Road King® Only) Under Headlight Mounting Bracket Kit, for use with One LINZ6™, RS TIR3™ or LIN3™, Stainless Steel, Includes RFLANGEC, Each	27.50
††	RBKTHD6	Harley-Davidson®, Road King® 2008-2017, Passing/Fog Light Mounting Bracket Kit, for use with One LINZ6™, RS TIR3™ or LIN3™, Stainless Steel. Each	23.50
	RBKTHD7	2014-2017 Harley-Davidson® Electra-Glide® Passing/Fog 90° Mount Kit for use with 1 LINZ6™, LINZV™, TIR3™ or LIN3™ Lighthoods, Stainless Steel, Each	28.00
	RBKTHD8	2014-2017 Harley-Davidson® Electra-Glide® Passing/Fog 90° and 45° Mount Kit for use with 2 LINZ6™, LINZV™, TIR3™ or LIN3™ Lighthoods, Stainless Steel, Each	45.00
	RBKTHD9	2014-2017 Harley-Davidson® Rear (Saddle Bag) Crash Bar Mounting Bracket Kit, for use with 2 Lighthoods, Stainless Steel, Includes RFLANG2C, Each	40.00
	IONHD1R	2014-2017 Harley Davidson® Road King® and Electra-Glide® Surface Mount ION™ Under Radio Box Mount Kit, Black, Curb Side, for use with 1 ION™ or IONV™ Lighthouse	24.00
	IONHD1L	2014-2017 Harley-Davidson® Electra-Glide® and Road King® Surface Mount ION™ Under Radio Box Mount Kit, Black, Street Side, for use with 1 ION™ or IONV™ Lighthouse	24.00
	M2KTHD1	2014-2017 Harley-Davidson® Electra-Glide® and Road King® M2 Series License Plate Bracket, Black, for use with 2 M2 Lighthoods	36.00
	2F*00Z*R	Flat Lens, Super-LED®, Synchronizable, Amber, Blue, Red or White	190.00
	WPA112	Waterproof 100 Watt Siren Amplifier	457.00
	WPA1	Full Function Control Head Only, Weather Resistant for WPA Amp, Includes a 7-1/2' Cable, for Handlebar and Surface Mounting (Motorcycle)	434.00
	WSMIC321	Microphone for WS321	150.00
	WS321B14	WS321 Siren Amplifier Mounting Only, Black for 2014-2017 Harley Davidson® Road King® and Electra-Glide®	58.00
	ALPHASL	Remote Siren, for use with Remote Switches (Purchased Separately), Selectable Four Tone Hands-Free Siren, For One or Two 100 Watt Speakers	253.00
	BETA112R	Full Function Remote Siren, for use with Remote Switches (Purchased Separately), For a One or Two 100 Watt Speakers	255.00
	BETA2	Full Function Control Head Only, Weather Resistant, 20 Ft. Cable, Surface Mount	402.00
	WSSMSW3	Motorcycle Switch, 3-Functions for Siren, Air Horn and Lighting (5 amp Max)	93.00
	SA350M	Motorcycle Siren Speaker, 100 Watts (Due to surcharges from our supplier on the rare earth materials used in the neodymium magnets found in speaker drivers, we reserve the right to adjust the pricing and/or add surcharges on all models that utilize this rare material, without notice.)	612.00

Motorcycle Systems

Choose the Motorcycle Box Opening Preference, Lighting Package and Options.

Motorcycle System, Includes Black Box, 2014-2017 Harley Police Package, Separation Plate, Strip-Lite™ LED Brake/Tail/Turn, Flasher, Terminal Block with Fuses and 12 VDC Receptacle.

††	M4B6R	Motorcycle Box Configured with Six M4 Series, Right-Hand (Curb Side) Opening	3482.00
††	M4B6L	Motorcycle Box Configured with Six M4 Series, Left-Hand (Road Side) Opening	3517.00
††	M4B6B	Motorcycle Box Configured with Six M4 Series, Rear Opening	3517.00
	MBADPT14	Adapter Plate for the Rear Box, 2014-2017 Road King® or Electra Glide®	111.00



Motorcycle System Box Lighting Package Options for Above, No Charge when Purchased with M4B6 Motorcycle System. For White Super-LED® Lighthoods, Contact Factory for Pricing and Availability.

††	M4*****	Six M4 Series Over/Under Single Color Super-LED® Modules, Red, Blue and/or Amber, for M4B6 System Only	
††	M4#####	Six M4 Series Over/Under Dual Color Super-LED® Modules, Red, Blue and/or Amber, for M4B6 System Only	

Options for Motorcycle Systems

††	2E*00Z*R	Extended Lens, Super-LED® Fairing Light, Amber, Red or Blue, Each	190.00
††	M4BSEP	Substitute Separation Plate with Battery Hole for Standard Solid Plate, Includes Battery Hold Downs, for M4B6 Series	145.00
††	M1BATT	Motorcycle Battery, Requires Appropriate Separation Plate, Purchased Separately	368.00
††	M4B6CHRG	Battery Charger Includes 115 VAC Receptacle, for M4B6R System Only, Factory Installed ONLY	399.00
††	M1GROUND	Ground Plane	16.50
††	SA350MH	100 Watt Siren Speaker for Harley-Davidson® Wiring Harness (Due to surcharges from our supplier on the rare earth materials used in the neodymium magnets found in speaker drivers, we reserve the right to adjust the pricing and/or add surcharges on all models that utilize this rare material, without notice.)	695.00
	SA350MB1	Speaker Bracket for the SA350M/SA350MH, 2009-2017 Road King® and Electra-Glide®	64.00
	WS321	100 Watt Siren for Harley-Davidson® Wiring Harness	604.00
	WSMIC321	Microphone for WS321	150.00
	M05ZB	Windshield Light Array for 2007-2017 Harley-Davidson® Road King®. Five Blue LINZ6™s	767.00
	M05ZJ	Windshield Light Array for 2007-2017 Harley-Davidson® Road King®. Five LINZ6™s, Blue Outboard and Center and Two Red in the Center Sections	767.00
	M05ZJ2	Windshield Light Array for 2007-2017 Harley-Davidson® Road King®. Five LINZ6™s, Red Outboard and Center and Two Blue in the Center Sections	767.00
	M05ZR	Windshield Light Array for 2007-2017 Harley-Davidson® Road King®. Five Red LINZ6™s	767.00
	M06MB	Windshield Light Array for 2014-2017 Harley-Davidson® Electra-Glide®. Five Blue Micron's™	767.00
	M06MJ	Windshield Light Array for 2014-2017 Harley-Davidson® Electra-Glide®. Five Micron's™, Blue Outboard and Center and Two Red in the Center sections	767.00



All models are 12 Volt D.C. only unless otherwise noted above. For other voltages contact factory.

* Replace symbol in model number with letter indicating lens color or LED color desired: **A** = Amber; **B** = Blue; **C** = Clear/White; **R** = Red; **G** = Green

Replace symbol in model number with letter indicating SPLIT lens or LED color desired: **D** = Red/Clear or White; **E** = Blue/Clear or White; **F** = Amber/Clear or White; **H** = Green/Clear or White; **J** = Red/Blue; **K** = Red/Amber; **L** = Red/Green; **M** = Blue/Amber † (to be discontinued, check availability) ‡ (special order, check availability, non-returnable, non-cancelable)

! Indicate length desired: 5 foot, 6 foot, 7 foot or 8 foot \$ Indicates Lower Price

↓ †† - Special Order, Non-Returnable, Non-Cancelable. See "Made-To-Order" Statement on Table of Contents Page of this Price List.

MODEL	DESCRIPTION	LIST
M06MJ2	Windshield Light Array for 2014-2017 Harley-Davidson® Electra-Glide®. Five Micron's™, Red Outboard and Center and Two Blue in the Center sections	767.00
M06MR	Windshield Light Array for 2014-2017 Harley-Davidson® Electra-Glide®. Five Red Micron's™	767.00

Switches And Control Boxes

Power Control Centers and Switches

WCC9	WeCan® Controller, 3 Position Slide and 6 Push Buttons, for Justice® and Freedom® WeCan® Lightbars Only (Not for use with DUO™, TRIO™ and Legacy® Lightbars)	298.00
WCC92	WeCan® Controller, 3 Position Slide and 6 Push Buttons, for Liberty™ II SOLO™ and DUO™ WeCan®, Legacy® and Freedom® IV Series Only	298.00
WCC9SM	Pedestal/Swivel Mount for WCC9 Series Control Head	41.00
PCC8R	8 Position Key Pad with Remote Relay Module, Three 20 Amp and Five 10 Amp Relays	335.00
PCCS9RW	Switch Control for Standard Switching	271.00
PCCS9LW	Programmable Switch Control for Liberty™ II & Freedom® IV Lightbars (Low Current Switching)	266.00
PCC4W	Switch Box with Four 25 AMP SPST Switches, Lighted	125.00
PCC6W	Switch Box with Six 25 AMP SPST Switches, Lighted	174.00
PCC6W1	Similar to PCC6W, Except Last On/Off Switch is Replaced with a Momentary Switch	164.00
PCC10W	Switch Box with Ten 25 AMP SPST Switches, Lighted	204.00
PCC10W1	Similar to PCC10W, Except Last On/Off Switch is Replaced with a Momentary Switch	204.00
1SWITCH	1 Switch Bracket Only, Switch Purchased Separately	39.00
2SWITCH	2 Switch Bracket Only, Switches Purchased Separately	69.00
3SWITCH	3 Switch Bracket Only, Switches Purchased Separately	97.00
4SWITCH	4 Switch Bracket Only, Switches Purchased Separately	132.00
PC1	PC-1 Switch, Lighted SPST, 15 AMP Contacts	23.50
PC2	PC-2 Switch, Momentary SPST, 15 AMP Contacts	24.50
PC3	PC-3 Switch, Lighted SPDT, 15 AMP Contacts	43.00



Sirens, Switches & Speakers

Siren Amplifiers, Amplifiers & Airhorns

Howler™ Low Frequency Tone Siren, Includes Siren Amplifier and Speaker(s), Works in Conjunction with Existing Siren Systems Purchased Separately.

HWLUNI	Siren Amplifier with One Speaker, Includes Universal Mounting Bracket	604.00
HWLCC11	Siren Amplifier with One Speaker, Includes Mounting Bracket for 2012-2017 Chevy Caprice	604.00
HWLDC15	Siren Amplifier with One Speaker, Includes Mounting Bracket for 2015-2017 Dodge Charger	604.00
HWLFT11	Siren Amplifier with One Speaker, Includes Mounting Bracket for 2013-2017 Ford Police Interceptor	604.00
HWLFE13	Siren Amplifier with One Speaker, Includes Mounting Bracket for 2013-2017 Ford Police Interceptor Utility with Fog Lights	604.00
HOWLER	Siren Amplifier with Two Speakers, Optional Vehicle Specific Mounting Brackets, No Charge When Purchased with Howler System	755.00
HWLRB2	† Howler Mounting Bracket For 2008-2017 Ford Expedition	0.00
HWLRB4	Howler Mounting Bracket For 2008-2016 Ford E-Series	0.00
HWLRB7	Howler Mounting Bracket For 2008-2016 Chevy Impala	0.00
†† HWLRB11	Howler Mounting Bracket for 2011-2016 Chevy Express G-Series	0.00
HWLRB13	Howler Mounting Bracket for 2013-2015 Ford Police Interceptor Utility, Driver Side Bracket Includes Built-in Mounting for a SA315P Speaker, 2016-2017 Ford Police Interceptor Utility without Fog Lights. If vehicle has fog lights, use HWLFE13	0.00
HWLRB14	Howler Mounting Bracket For 2011-2016 Dodge 4500	0.00
HWLRB18	† Howler Mounting Bracket For 2012-2016 Chevy 2500/3500 Silverado and Suburban	0.00
HWLRB19	NEW Howler Mounting Bracket For 2014-2015 Silverado 1500	0.00
HWLRB20	Howler Mounting Bracket for 2015-2016 Chevy Tahoe	0.00
HWLRB21	Howler Mounting Bracket for 2013-2017 Ford Police Interceptor	0.00
HWLRB22	Howler Mounting Bracket for 2011-2017 Ford F-250/F-350	0.00
HWLRB23	Howler Mounting Bracket, Universal Mounting Brackets (Pair)	0.00

CenCom Carbide™, Remote Siren & Control Center and Options. Includes Built-in Traffic Advisor and Input Expansion Modules, Standard, 5 Year Warranty on Amplifier.

CCSRNT4F	3 Section Control Head and 8 Push Buttons, 4-Position Slide Switch with a 7-Position Rotary Knob. Manual, Airhorn, Plus 3 Traffic Advisor Switches	1849.00
CCSRNT4G	3 Section Control Head and 21 Push Buttons, 4-Position Slide Switch	1849.00
CCSRN4DA	WeCan® External Amplifier, for use with CenCom Carbide™, for Dual Amplifier Applications	299.00

CenCom Sapphire™, Remote Siren & Control Center and Options, 5 Year Warranty on Amplifier.

CCSRN3	3-Position Slide Switch and 18 Push Button Control Head with Amplifier Control Module with pigtails, Microphone with CCMICX20 Included	1396.00
CCSRN35	3-Position Progressive Push Button Switches and 9 Push Button Hand Held Control Head with Amplifier Module with Pigtails, and CCMICX20 Included	1396.00
CCSRN36	3 Section Control Head and 8-Push Buttons, 4-Position Slide Switch with a 7-Position Rotary Knob. Manual, Airhorn Plus 3 Traffic Advisor™ Switches	1396.00



CCSRN3A	Same as CCSR3, Except with 8 (Positive or Negative) Input Expansion Module (will not override any pre-existing control head features), 12 Total Inputs	1500.00
CCSRN3F	Same as CCSR36, Except with 8 (Positive or Negative) Input Expansion Module (will not override any pre-existing control head features), 12 Total Inputs	1500.00
CCSRNTA3	Same as CCSR3, with Traffic Advisor™ Module	1635.00
CCSRNT35	Same as CCSR35, with Traffic Advisor™ Module	1635.00
CCSRNT36	Same as CCSR36, With Traffic Advisor™ Module	1635.00
CCSRNT3A	Same as CCSRNTA3, Except with 8 (Positive or Negative) Input Expansion Module (will not override any pre-existing control head features), 12 Total Inputs	1739.00
CCSRNT3F	Same as CCSRNT36, Except with 8 (Positive or Negative) Input Expansion Module (will not override any pre-existing control head features), 12 Total Inputs	1739.00
CCTRIM	Trim Ring Option, for Semi-Flush Mounting of Control Head	57.00
295SSA & 295SDA Series, Remote Amplifier Sirens with Scan-Lock™ Siren Tones.		
295SSA1	Single Tone Siren with Full Function Control Head	866.00
295SSA2	NEW Single Tone Siren with Hand-Held Control Head	866.00
295SDA1	Dual Tone Siren, For Two 100 Watt Speakers, with Full Function Control Head	926.00
295SDA2	NEW Dual Tone Siren, For Two 100 Watt Speakers, with Hand-Held Control Head	926.00
295SLS and 295HFS Hands-Free Sirens, with Diagnostix™ & SI TEST® (Except 295HFS A7). All 295HFS Models Have a 5 Year Warranty, Standard. For Removable Microphones, Hi/Low Tones and/or 24 Volts DC, Contact Factory for Exact Model Numbers, Price and Availability.		
295SLSA1	Siren Amplifier with 17 Scan-Lock™ Siren Tones	453.00
295HFS2	Remote Siren Amplifier (Flush Mount Head)	641.00
295HFS2X	295HFS2 with Dual Amplifiers, Meets California Title 13 Requirements	1172.00
295SLSA6	Single Unit Siren with 9-Switch Light Control and Standard Switching, with Park Kill & Timed Out Relay with 17 Scan-Lock™ Siren Tones	672.00
295HFS A7	Remote Dual Siren Amplifier, with Flush Mount Control Head, Meets CA Title 13	912.00
295HFSC9	Self-Contained 200 Watt Dual Full Function Siren, with Removable Microphone	728.00
295HFSDA	Second Amplifier (Kit) for Dual Siren Amplifier Use (295HFS2 Only)	400.00
295SL Series Sirens, Full Function Hands-Free Siren, with Scan-Lock™ Siren Tones.		
295SL100	Full Function Siren (Up to Two 100 Watt Speakers) and Heavy-Duty Microphone, 12 VDC	392.00
295SL101	Full Function (Up to Two 100 Watt Speakers) and Heavy-Duty Plug-in Microphone with Volume Control Knob, 12 VDC	451.00
WPKM1	Park Kill Connection Modules, 30 Amp	64.00
Alpha™ Siren Series		
ALPHA12S	Self-Contained Siren, with Faceplate Switches, Selectable Four Tone Hands-Free Siren, For Single 100 Watt Speaker	288.00
ALPHASL	Remote Siren, for use with Remote Switches (Purchased Separately), Selectable Four Tone Hands-Free Siren, For One or Two 100 Watt Speakers	253.00
Optional Remote Switches for Alpha™ Siren Series, For ALPHASL Only.		
ALPHA1	Single On/Off Switch for use with Hands-Free Operation	45.00
ALPHA2	Single On/Off Hands-Free Activation Plus Momentary Switch for Air Horn	35.00
ALPHA3	TONE 1/Off/TONE 2 Switch Operation Plus Momentary Switch for Air Horn	35.00
ALPHA4	Three Switch Operation, One On/Off, One TONE 1/Hands-Free/TONE 2, One Momentary Switch for Airhorn	61.00
ALPHA5	3 Position Toggle Switch, Controls 3 Siren Tones and other Warning Lights or Device Functions. Contacts Rated at 30 Amps	93.00
Beta™ Siren Series, Selectable Siren Tone, Radio Repeat, Public Address and Options.		
BETA112R	Full Function Remote Siren, for use with Remote Switches (Purchased Separately), For a One or Two 100 Watt Speakers	255.00
BETA1	Full Function Control Head Only, with 15' Interconnect Harness	200.00
BETA2	Full Function Control Head Only, Weather Resistant, with 20' Cable, Surface Mount	402.00
†† BETA2BKT	Mounting Bracket for BETA2 Only, Flange Mount	38.50
BETAMIC	Remote Mic for use with BETA112R (for use with Customer-Supplied Switches)	152.00
Epsilon™ Series Siren, Full Function Hands-Free with Diagnostix™ and 9 Scan-Lock™ Siren Tones.		
EP SL1	Full Function 100 Watt with Microphone and Volume Control Knob, Includes CA Title 13 Compliant Tones	305.00
EP SL2S6	Full Function (Up to Two 100 Watt Speakers). Microphone with Volume Control Knob, Includes CA Title 13 Compliant Tones and 6 Switches	442.00
EP SL2S9	Full Function (Up to Two 100 Watt Speakers). Microphone with Volume Control Knob, Includes CA Title 13 Compliant Tones, 4 Position Slide Switch and 9 Switches	551.00
HHS Series Sirens, Hand-Held Siren, With 9 Relays for Switching. Will Operate up to Two 100 Watt Speakers.		
HHS2200	Siren Amplifier with Hand-Held Controller, Includes Programming Software	605.00
Gamma™ Siren Series, 100 Watt, 16 Scan-Lock™ Siren Tones		
GAMMA2	Hands-Free Siren with Two Auxiliary Switches	236.00
Sirens, Waterproof & Options, (For Marine & Motorcycle Use).		
WPA112	Waterproof Siren Amplifier, For a Single 100 Watt Speaker	457.00
WPA1	Full Function Control Head Only, Weather Resistant, with a 7-1/2' Cable, for Handlebar and Surface Mounting (Motorcycle)	434.00
BETA2BKT	Mounting Bracket for BETA2, WPA1 and WPA2 Only, Flange Mount	38.50
WPA2	Full Function Control Head Only, Weather Resistant, 20' Cable, Surface Mount (Marine)	454.00



Sirens, Switches & Speakers



All models are 12 Volt D.C. only unless otherwise noted above. For other voltages contact factory.

* Replace symbol in model number with letter indicating lens color or LED color desired: **A** = Amber; **B** = Blue; **C** = Clear/White; **R** = Red; **G** = Green

Replace symbol in model number with letter indicating SPLIT lens or LED color desired: **D** = Red/Clear or White; **E** = Blue/Clear or White; **F** = Amber/Clear or White; **H** = Green/Clear or White; **J** = Red/Blue; **K** = Red/Amber; **L** = Red/Green; **M** = Blue/Amber † (to be discontinued, check availability) †† (special order, check availability, non-returnable, non-cancelable)

! Indicate length desired: 5 foot, 6 foot, 7 foot or 8 foot \$ Indicates Lower Price

↓ †† - Special Order, Non-Returnable, Non-Cancelable. See "Made-To-Order" Statement on Table of Contents Page of this Price List.

MODEL	DESCRIPTION	LIST
WPA3BM	Full Function Control Head with Waterproof Switches and Microphone Jack, 20' Cable, Bail Mount (Marine)	529.00
WS321	Siren for Harley-Davidson® Wiring Harness, For a Single 100 Watt Speaker	604.00
WSMIC321	Microphone for WS321	150.00
Power Air Horn Series		
PAH112	Air Horn Tone Only Siren, For a Single 100 Watt Speaker	216.00
PAP112	Air Horn Tone Plus Public Address Siren, Includes Microphone, For a Single 100 Watt Speaker	271.00
PAPEXT15	15' Microphone Extension Cable for PAP112 Only	30.00



Siren Amplifier & Speaker Combination

WSSC Series Siren, Combination Siren/Speaker, One Piece.

WSSC30	30 Watt Siren and Speaker Combination	223.00
WSSPA30	Same as WSSC30, Includes Public Address	332.00
WSSC30HK	Harness Kit for Synchronization of two WSSC30s	41.00
WSSMSW3	Motorcycle Switch, 3-Functions for Siren, Air Horn and Lighting (5 amp Max)	93.00



Siren Speakers, SA315 & SA314 Projector™ Series

100 Watt Bumper/Concealed/Flange Mounted Speakers. Due to surcharges from our supplier on the rare earth materials used in the neodymium magnets found in speaker drivers, we reserve the right to adjust the pricing and/or add surcharges on all models that utilize this rare material, without notice.

SP123BM Series, Bumper Mount Speaker

SP123BMC	Bumper Mount, Chrome	397.00
----------	----------------------	--------

SA314 Series, Small Profile, Cast Aluminum Speaker, 6.4" H x 6.17" W x 3.14" D.

†† SA314A	122dB Speaker, Natural Aluminum Finish	403.00
†† SA314B	122dB Speaker, Aluminum with Black Epoxy-Coated Finish	489.00

Optional Mounting Brackets for SA314 Series

†† SABKT1	Chevy Suburban/Tahoe, 2004-2006, Universal	41.00
†† SABKT9	Universal/Swivel Bail Type Mount Bracket	41.00
†† SABKT21	Chevy Impala, 2006-2016	41.00
†† SABKT24	Chevy Suburban and Chevy Tahoe, 2007-2013	41.00

SA315 Series, Small Round Profile, Composite Speaker, 6.5" H x 6.5" W x 2.9" D.

SA315P	123dB Speaker, Nylon Composite	328.00
--------	--------------------------------	--------

Optional Mounting Brackets for SA315 Series

SAK9	Heavy-Duty Universal/Swivel Bail Type Mounting Bracket	41.00
SAK45	Chevy Caprice, 2011-2017	41.00
SAK25	Chevy Express Van, 2006-2016	41.00
SAK34	Chevy Impala, 2006-2016, Howler Compatible	41.00
SAK46	Chevy Impala, 2012-2016	41.00
SAK50	Chevy Silverado 1500 / GMC 1500, 2014-2016, Driver Side	41.00
SAK49	Chevy Silverado 1500 / GMC 1500, 2014-2016, Passenger Side	41.00
SAK1	Chevy Suburban/Tahoe, 2004-2006, Universal	41.00
†† SAK24	Chevy Suburban, Tahoe and Silverado, 2007-2013	41.00
†† SAK5	Chevy Suburban/Tahoe, 2000-2003, Chevrolet Avalanche, 2002-2009, GMC Envoy, 2004-2011	41.00
SAK56	Chevy Suburban/Tahoe, 2015-2016, Driver Side	41.00
SAK55	Chevy Suburban/Tahoe, 2015-2016, Passenger Side	41.00
SAK42	Dodge 4500, 2011-2016, Passenger Side	41.00
SAK43	Dodge 4500, 2011-2016, Driver Side	41.00
SAK37	Dodge Charger, 2011-2017	41.00
SAK54	Dodge Durango, 2013-2017	41.00
SAK48	Dodge Ram 1500, 2012-2017, Driver Side	41.00
SAK47	Dodge Ram 1500, 2012-2017, Passenger Side	41.00
SAK32	Ford E350/E450, 2008-2016, Driver or Passenger Side	41.00
SAK23	Ford Expedition, 2007-2017	41.00
SAK44	Ford Police Interceptor Utility, 2013-2017	41.00
SAK52	Ford Police Interceptor Utility, 2013-2017, Driver Side Lower Grille	41.00
SAK51	Ford Police Interceptor Utility, 2013-2017, Passenger Side Lower Grille	41.00
SAK57	Ford F-150, 2015-2017	41.00
SAK41	Ford F-250/F-350, 2011-2016, Driver Side	41.00
SAK40	Ford F-250/F-350, 2011-2016, Passenger Side	41.00
SAK38	Ford Fusion, 2010-2012	41.00
SAK53	Ford Fusion, 2013-2016	41.00
SAK59	NEW Ford Fusion, 2017	41.00
SAK58	Ford Police Interceptor Sedan, 2013-2017	41.00
SAK60	NEW Toyota Tacoma, 2016-2017	41.00



Sirens, Switches & Speakers

Siren Speakers, Other

100 Watt and Accessories, Due to surcharges from our supplier on the rare earth materials used in the neodymium magnets found in speaker drivers, we reserve the right to adjust the pricing and/or add surcharges on all models that utilize this rare material, without notice.

Single and Dual Speaker, for Ambulances, 100 Watt or 200 Watt.

††	SA31101P	UnderPro™ Single Speaker for International 4300/4400 Series, 2001-2017, Passenger Side	479.00
††	SA31101D	UnderPro™ Single Speaker for International 4300/4400 Series, 2001-2017, Driver Side	479.00
	SPT5D	Bumper Mount Speaker for 2015-2017 Ford Transit, Driver Side	407.00
	SPT5P	Bumper Mount Speaker for 2015-2017 Ford Transit, Passenger Side	407.00
	SPT5TEMP	NEW Speaker Templates, Reusable, for 2015-2017 Ford Transit, Includes Driver Side and Passenger Side	45.00
	SPTWI*	Wide Angle ION™ with mounting bracket for SPT5D or SPT5P, Red, Blue or Amber, Each	193.00

Speakers, Siren

	SA340TS	SA-340TS	367.00
	SA340STS	SA-340STS	384.00
	SA350M	Motorcycle Siren Speaker, 100 Watts	612.00
	SA350MB1	Speaker Bracket for the SA350M/SA350MH, 2009-2017 Road King® and Electra Glide®	64.00

Replacement Speaker Drivers

††	SD210RX	Replacement 100 Watt Speaker Driver for SA314 Series	296.00
††	SD370	Replacement 100 Watt Speaker Driver with Adapter	296.00
††	SD210R	Replacement 100 Watt Speaker Driver for SA370, SA1412 & SA1515	296.00

Back-Up Alarms, Electronic

Back-Up Alarms

	WBUA107	Back-Up Alarm, 107dB, 12-24 VDC	58.00
	WBUA97	Back-Up Alarm, 97dB, 12-24 VDC	48.00
	WBUA112	Back-Up Alarm, 87-112dB, 12-24 VDC, Self-Adjusting	120.00
	WBUA112C	Back-Up Alarm, 112 dB, 12-24 VDC	80.00

Safety Site™ & Emitters

GTT Opticom™ Emitters

††	795H	Self-Contained Opticom™ IR LED Emitter for Freedom®. Freedom® IV, Liberty™ II and 4500 Series Lightbars, Factory Installed Only	1710.00
----	------	---	---------

Safety Site™, Super-LED® Traffic Control Light.

	W20SSRK	5 Red Module Kit, Includes Carrying Bag	516.00
	W20SS	Red Module, Each	97.00

Traffic Advisor™ Series & Accessories

All Models include Control Head for Light Array (Unless Specified), Programmable Flash Patterns Standard on TACTL5, allows for Remote Activation of the "Flash Pattern" and End Lamp Enable/Disable Feature.

Dominator™ Traffic Advisor™, TIR3™ Super-LED® Low Profile, Control Head Optional, 1.74" High x 2.17" Deep Housing, Three Super-LEDs® Per Panel.

	TAD6	Six Lamp TIR3™ Super-LED® Traffic Advisor™, 23.36" Long, Less Control Head	558.00
	TAD8	Eight Lamp TIR3™ Super-LED® Traffic Advisor™, 30.36" Long, Less Control Head	697.00
††	TAD8**	Eight Lamp TIR3™ Super-LED® Traffic Advisor™ with Two End Flashing LEDs, Blue, Red and/or Amber, 30.36" Long, Less Control Head	708.00

Dominator™ Plus Traffic Advisor™, LINZ6™ Super-LED® Low Profile, Control Head Optional, 1.74" High x 2.17" Deep Housing, Six Super-LEDs® Per Lamp.

	TADP6	Six Lamp LINZ6™ Super-LED® Traffic Advisor™, 23.26" Long, Less Control Head	958.00
	TADP8	Eight Lamp LINZ6™ Super-LED® Traffic Advisor™, 30.36" Long, Less Control Head	1249.00
††	TADP8**	Eight Lamp, Six Lamp LINZ6™ Super-LED® Traffic Advisor™ with Two End Flashing LEDs, Blue, Red and/or Amber, 30.36" Long, Less Control Head	1265.00
††	TADP8FT	Eight Lamp LINZ6™ Super-LED® Traffic Advisor™, 37.37" Long, Includes Rear Deck Mounting for 2013-2017 Ford Police Interceptor	1286.00

Traffic Advisor™, TIR3™, Super-LED®, 1.74" High x 2.17" Deep Housing, Three Super-LEDs® Per Panel.

	TAM63	Six Lamp TIR3™ Super-LED® Traffic Advisor™, 23.26" Long	734.00
	TAM83	Eight Lamp TIR3™ Super-LED® Traffic Advisor™, 30.36" Long	896.00
††	TAM83**	Eight Lamp TIR3™ Super-LED® Traffic Advisor™, 30.36" Long, with Two End Flashing LEDs, Blue, Red and/or Amber	906.00

Traffic Advisor™, LINZ6™, Super-LED®, 1.74" High x 2.17" Deep Housing, Six LED's Per Panel.

	TAZ66	Six Lamp LINZ6™ Super-LED® Traffic Advisor™, 23.26" Long	1101.00
	TAZ86	Eight Lamp LINZ6™ Super-LED® Traffic Advisor™, 30.36" Long	1404.00
††	TAZ86**	Eight Lamp, Six Lamp LINZ6™ Super-LED® Traffic Advisor™ with Two End Flashing Super-LEDs®, Red, Blue and/or Amber, 30.36" Long	1419.00

Traffic Advisor™, 5mm LED Low Profile, 2.84" High x 2.25" Deep "C" Style Housing. Now with Waterproof Connectors Standard.

	TAL65	Six Lamp LED Traffic Advisor™, 36" Long	815.00
	TAL85	Eight Lamp LED Traffic Advisor™, 46.82" Long	1019.00

Traffic Advisor™, Front Load, Super-LED®, 2.35" High x 2.38" Deep Housing.

	TANF65	Six Lamp Linear-LED® Traffic Advisor™, 34" Long	1024.00
--	--------	---	---------

All models are 12 Volt D.C. only unless otherwise noted above. For other voltages contact factory.

* Replace symbol in model number with letter indicating lens color or LED color desired: **A** = Amber; **B** = Blue; **C** = Clear/White; **R** = Red; **G** = Green

Replace symbol in model number with letter indicating SPLIT lens or LED color desired: **D** = Red/Clear or White; **E** = Blue/Clear or White; **F** = Amber/Clear or White; **H** = Green/Clear or White; **J** = Red/Blue; **K** = Red/Amber; **L** = Red/Green; **M** = Blue/Amber † (to be discontinued, check availability) †† (special order, check availability, non-returnable, non-cancelable)

! Indicate length desired: 5 foot, 6 foot, 7 foot or 8 foot \$ Indicates Lower Price



Traffic Advisors



↓ †† - Special Order, Non-Returnable, Non-Cancelable. See "Made-To-Order" Statement on Table of Contents Page of this Price List.

MODEL	DESCRIPTION	LIST
TANF85	Eight Lamp Linear-LED® Traffic Advisor™, 45.12" Long	1197.00
†† TANF85**	Six Lamp Linear-LED® Traffic Advisor™ with Two End Flashing Super-LED@s, Blue, Red and/or Amber, 45.12" Long	1210.00
TACF85	Eight Lamp CON3™ Super-LED® Traffic Advisor™, 45.12" Long	971.00
†† TACF85**	Eight Lamp CON3™ Super-LED® Traffic Advisor™ with 2 End Flashers, Red, Blue and/or Amber, 45.12" Long	982.00
TANBKT1	Mounting Bracket, for top of Vehicle (Horizontal) Mounting	23.50
Traffic Advisor™, Front Load, DUO™ Super-LED®, 2.35" High x 2.38" Deep Housing, No Control Head Required.		
TADF6	Six DUO™ Color Linear Super-LED® Traffic Advisor™, Requires No Special Control Head, 37" Long	1671.00
TADF8	Eight DUO™ Color Linear Super-LED® Traffic Advisor™, Requires No Special Control Head, 45.12" Long	1791.00
TDP§§§00	Six or Eight DUO™ Super-LED® Modules, No Charge when Ordered with DUO™ Traffic Advisor™, Replace Symbol §§§ with Number of Warning LED Colors, Order Red/Blue/Amber.	
Traffic Advisor™, TIR6™ Super-LED® Low Profile, 2.84" High x 2.25" Deep Housing, Six Super-LED@s Per Panel. Now with Waterproof Connectors Standard.		
TAM65	Six Lamp Super-LED® Traffic Advisor™, 36" Long	1210.00
TAM85	Eight Lamp Super-LED® Traffic Advisor™, 46.82" Long	1498.00
†† TAM85**	Six Lamp Super-LED® Traffic Advisor™ with Two End Flashing Super-LED@s, Blue, Red and/or Amber, 46.82" Long	1508.00
Traffic Advisor™, TAC8 Super-LED®, 2" High x 2.64" Deep "C" Style Housing x 47.75" Length, Control Head Included		
TAC815	Eight Lamp Super-LED® Traffic Advisor™, with 15' Cable	825.00
TAC830	Eight Lamp Super-LED® Traffic Advisor™, with 30' Cable	909.00
TAC850	Eight Lamp Super-LED® Traffic Advisor™, with 50' Cable	1015.00
Traffic Advisor™, Arrow Head Style, Halogen & LED Models, Includes TACTL6 Control Head Unless Noted.		
†† TA166AL5	600 Series, 16 LED Lamps, One Piece	4515.00
Traffic Advisor™, Front Load, Arrow Head Style, Linear™ Super-LED®, 3.5" Deep x 46" Long, Includes TACTL6		
†† TA165NF1	Sixteen Lamp, 23" High with 25' Cable	2586.00
†† TA165NF2	Sixteen Lamp 23" High with 50' Cable	2738.00
†† TA125NF1	Twelve Lamp 15" High with 25' Cable	2177.00
†† TA125NF2	Twelve Lamp 15" High with 50' Cable	2328.00
Traffic Advisor™ Accessories		
TACTL5	Control Head Only, Programmable for 6 or 8 Lamp Halogen or LED Traffic Advisor™. Includes Auxiliary On/Off Switch. (Replaces TACTLD1 and TACTRL1A)	420.00
TACTL6	Control Head Only, Programmable for 16 Lamp Halogen or LED Traffic Advisor™. Includes Auxiliary On/Off Switch. Meets Federal Standards. (Replaces TACTRL3A)	420.00
TADCTL1	TAD/TADP Series Control Head Only	136.00
TADSW1	On/Off Non-Lighted, SPDT 20 Amp Switch, for TACTL5	16.50
TADSW2	On/Off/On Non-Lighted, SPDT 20 Amp Switch, for TACTL5	16.50
DELTAC5	NEW Delete TACTL5 from 6 to 8 Light LED or Halogen Traffic Advisor™ - DEDUCT	100.00
DELTAC6	NEW Delete TACTL6 from 16 Lamp LED or Halogen Traffic Advisor™ - DEDUCT	100.00



Tracer™

Tracer™ Series

Tracer™ Series, Super-LED® Light Array, SOLO™, DUO™ or TRIO™ Versions Available in a 1 to 6 Lamp Unit. Lighthead and mounting ordered as Separate Line items.

TCRHS1	1 Lamp Housing and TCRL* SOLO™ Lighthead. "L" Bracket Mounting (2 Required) Purchased Separately	349.00
TCRHS2	2 Lamp Housing and TCRL* SOLO™ Lighthead. "L" Bracket Mounting (3 Required) Purchased Separately	535.00
TCRHS3	3 Lamp Housing and TCRL* SOLO™ Lighthead. "L" Bracket Mounting (4 Required) Purchased Separately	715.00
TCRHS4	4 Lamp Housing and TCRL* SOLO™ Lighthead. "L" Bracket Mounting (5 Required) Purchased Separately	889.00
TCRHS5	5 Lamp Housing and TCRL* SOLO™ Lighthead. "L" Bracket Mounting (6 Required) or Vehicle Specific Mounting Purchased Separately	1075.00
TCRHS6	6 Lamp Housing and TCRL* SOLO™ Lighthead. "L" Bracket Mounting (7 Required) or Vehicle Specific Mounting Purchased Separately	1255.00
TCRL*	SOLO™ Lighthead, Red, Blue, Amber, or White. No Charge When Ordered with the Appropriate Housing	
TCRHD1	1 Lamp Housing and TCRL** DUO™ Lighthead. "L" Bracket Mounting (2 Required) Purchased Separately	399.00
TCRHD2	2 Lamp Housing and TCRL** DUO™ Lighthead. "L" Bracket Mounting (3 Required) Purchased Separately	635.00
TCRHD3	3 Lamp Housing and TCRL** DUO™ Lighthead. "L" Bracket Mounting (4 Required) Purchased Separately	865.00
TCRHD4	4 Lamp Housing and TCRL** DUO™ Lighthead. "L" Bracket Mounting (5 Required) Purchased Separately	1089.00



TCRHD5	5 Lamp Housing and TCRL** DUO™ Lighthoods. "L" Bracket Mounting (6 Required) or Vehicle Specific Mounting Purchased Separately	1325.00
TCRHD6	6 Lamp Housing and TCRL** DUO™ Lighthoods. "L" Bracket Mounting (7 Required) or Vehicle Specific Mounting Purchased Separately	1555.00
TCRL**	DUO™ Lighthood, Red, Blue, Amber and/or White. No Charge When Ordered with the Appropriate Housing	
TCRHT1	1 Lamp Housing and TCRL*** TRIO™ Lighthood. "L" Bracket Mounting (2 Required) Purchased Separately	449.00
TCRHT2	2 Lamp Housing and TCRL*** TRIO™ Lighthoods. "L" Bracket Mounting (3 Required) Purchased Separately	735.00
TCRHT3	3 Lamp Housing and TCRL*** TRIO™ Lighthoods. "L" Bracket Mounting (4 Required) Purchased Separately	1015.00
TCRHT4	4 Lamp Housing and TCRL*** TRIO™ Lighthoods. "L" Bracket Mounting (5 Required) Purchased Separately	1289.00
TCRHT5	5 Lamp Housing and TCRL*** TRIO™ Lighthoods. "L" Bracket Mounting (6 Required) or Vehicle Specific Mounting Purchased Separately	1575.00
TCRHT6	6 Lamp Housing and TCRL*** TRIO™ Lighthoods. "L" Bracket Mounting (7 Required) or Vehicle Specific Mounting Purchased Separately	1855.00
TCRLRBC	TRIO™ Lighthood, Red/Blue/White. No Charge When Ordered with the Appropriate Housing	

Options for Tracer™ Series, All SUVs and Pick Up Trucks must have Factory Running Boards.

TCRB35	2015-2017 Dodge Charger Mounting Kit, for 5 Lamp Tracer™, Each	39.00
TCRB44	NEW 2015-2017 Dodge Durango, Running Board Mounting Kit, for 5 Lamp Tracer™, Each	40.00
TCRB42	NEW 2015-2017 Dodge Ram 1500 Crew Cab, Running Board Mounting Kit, for 6 Lamp Tracer™, Each	48.00
TCRB37	2015-2017 Chevy Caprice Mounting Kit, for 5 Lamp Tracer™, Each	40.00
TCRB46	2015-2016 Chevy Impala PPV Mounting Kit, for 5 Lamp Tracer™, Each	40.00
TCRB45A	NEW 2015-2016 Chevy Silverado 1500 Crew Cab, Running Board Mounting Kit, for 6 Lamp Tracer™, Each	75.00
TCRB45	2009-2017 Chevy Tahoe Running Board Mounting Kit, for 5 Lamp Tracer™, Each	48.00
TCRB47	2015-2017 Ford F-150 SuperCrew Running Board Mounting Kit, for 6 Lamp Tracer™, Each	85.00
TCRB39	NEW 2015-2016 Ford F-250/F-350 Crew Cab, Running Board Mounting Kit, for 6 Lamp Tracer™, Each	39.00
TCRB38	2013-2017 Ford Police Interceptor Sedan Mounting Kit, for 5 Lamp Tracer™, Each	48.00
TCRB34	2013-2017 Ford Police Interceptor Utility Running Board Mounting Kit, for 5 Lamp Tracer™, Each	40.00
TCRLBKT	1 "L" Bracket and Hardware, See Tracer™ Description for Quantity Required	10.50

Century™ Series Mini Lightbars

Century™ Series LED Mini Lightbars with Aluminum Base with Color Outer Dome, Unless Specified

MC11P*	11", Permanent Mount, Amber, Blue or Red	369.00
MC11M*	11", Magnetic Mount, Amber, Blue or Red	369.00
MC11S*	11", Stud Mount, Amber, Blue or Red	361.00
MC16P*	16", Permanent Mount, Amber, Blue or Red	389.00
MC16M*	16", Magnetic Mount, Amber, Blue or Red	412.00
MC16V*	16", Magnetic/Suction Mount, Amber, Blue or Red	445.00
MC16S*	16", Stud Mount, Amber, Blue or Red	412.00
MC16PJ	16", Permanent Mount, Driver Side Red, Passenger Side Blue with Clear Dome	389.00
MC16MJ	16", Magnetic Mount, Driver Side Red, Passenger Side Blue with Clear Dome	412.00
MC16VJ	16", Magnetic/Suction Mount, Driver Side Red, Passenger Side Blue with Clear Dome	445.00
MC16SJ	16", Stud Mount, Driver Side Red, Passenger Side Blue with Clear Dome	402.00
MC16PF	16", Permanent Mount, Driver Side Amber, Passenger Side White with Clear Dome	403.00
MC16MF	16", Magnetic Mount, Driver Side Amber, Passenger Side White with Clear Dome	427.00
MC16VF	16", Magnetic/Suction Mount, Driver Side Amber, Passenger Side White with Clear Dome	434.00
MC16SF	16", Stud Mount, Driver Side Amber, Passenger Side White with Clear Dome	402.00
MC23P*	23", Permanent Mount, Amber, Blue or Red	567.00
MC23M*	23", Magnetic Mount, Amber, Blue or Red	592.00
MC23V*	23", Magnetic/Suction Mount, Amber, Blue or Red	612.00
MC23S*	23", Stud Mount, Amber, Blue or Red	592.00



Traffic Advisors

Mini Legacy™, Super-LED® Series Lightbars


Mini Legacy™ GT9 Series Lightbars, 19.31" Long, Includes Four Linear Super-LED® Corner Modules

GT9****P	Permanent Mount with 15' Cable, Amber, Blue, Red or White	1386.00
GT9****M	Magnetic Mount with Cigar Cord, Amber, Blue, Red or White	1386.00
GT9****V	Magnetic/Suction Mount with Cigar Cord, Amber, Blue, Red or White	1488.00
GSDS*	One Short Super-LED® Single Color Amber, Blue, Red or White	83.00
GTTT	Two Short Super-LED® Take-Down Lights, For Permanent Mount Only	148.00
GTA	Two Super-LED® Alley Lights, For Permanent Mount Only	148.00
GTTSA	Two Short Super-LED® Take-Down and Alley Lights, For Permanent Mount Only	285.00



All models are 12 Volt D.C. only unless otherwise noted above. For other voltages contact factory.

* Replace symbol in model number with letter indicating lens color or LED color desired: **A** = Amber; **B** = Blue; **C** = Clear/White; **R** = Red; **G** = Green

Replace symbol in model number with letter indicating SPLIT lens or LED color desired: **D** = Red/Clear or White; **E** = Blue/Clear or White; **F** = Amber/Clear or White; **H** = Green/Clear or White; **J** = Red/Blue; **K** = Red/Amber; **L** = Red/Green; **M** = Blue/Amber † (to be discontinued, check availability)  (special order, check availability, non-returnable, non-cancelable)

! Indicate length desired: 5 foot, 6 foot, 7 foot or 8 foot \$ Indicates Lower Price

↓ †† - Special Order, Non-Returnable, Non-Cancelable. See "Made-To-Order" Statement on Table of Contents Page of this Price List.

MODEL DESCRIPTION LIST

Mini Liberty™ II SOLO™, Super-LED® Series Lightbars

Mini Liberty™ II IT9 Series Lightbars, 19.31" Long, Includes Four Linear Super-LED® Corner Modules

IT9****P	Permanent Mount with 15' Cable, Amber, Blue, Red or White	1219.00
IT9****M	Magnetic Mount with Cigar Cord, Amber, Blue, Red or White	1219.00
IT9****V	Magnetic/Suction Mount with Cigar Cord, Amber, Blue, Red or White	1321.00
IWDS*	One Single Color Short 3 Super-LED® Lighthead, Amber, Blue, Red or White	120.00
ITTS	Two Short Super-LED® Take-Down Lights, For Permanent Mount Only	148.00
ITA	Two Super-LED® Alley Lights, For Permanent Mount Only	148.00
IT TSA	Two Short Super-LED® Take-Down and Alley Lights, For Permanent Mount Only	285.00



Responder® LP Series Mini Lightbars

Low Profile, Super-LED®. For Multiple Color Lightbars with Clear Outer Dome, Replace " * " with an "S" and use Lighting Package R1\$\$\$00 for R1 Models and R2\$\$\$00 for R2 Models. Replace Symbol "\$" with the Number of Color LED Lightheads Required (Maximum of Six). Order of Color is Red, Blue and Amber.

Responder® LP Series Lightbars, Polycarbonate Base, with Color Outer Dome Standard on Single Color Models.

R1LPP*	Six CON3™ Super-LED® Modules, Permanent Mount, Amber, Blue or Red	491.00
R1LPPF	Six CON3™ Super-LED® Modules, Permanent Mount, Driver Side Amber & Passenger Side White with Clear Dome	491.00
R1LPM*	Six CON3™ Super-LED® Modules, Magnetic Mount, Amber, Blue or Red	516.00
R1LPMF	Six CON3™ Super-LED® Modules, Magnetic Mount, Driver Side Amber & Passenger Side White with Clear Dome	516.00
R1LPV*	Six CON3™ Super-LED® Modules, Magnetic/Suction Mount, Amber, Blue or Red	539.00
R1LPVF	Six CON3™ Super-LED® Modules, Magnetic/Suction Mount, Driver Side Amber & Passenger Side White with Clear Dome	539.00
R2LPP*	Six LIN6™ Super-LED® Modules, Permanent Mount, Amber, Blue or Red	636.00
R2LPM*	Six LIN6™ Super-LED® Modules, Magnetic Mount, Amber, Blue or Red	659.00
R2LPV*	Six LIN6™ Super-LED® Modules, Magnetic/Suction Mount, Amber, Blue or Red	682.00



Responder® LP Series Lightbars, Aluminum Base, with Color Outer Dome Standard on Single Color Models.

R1LPHP*	Six CON3™ Super-LED® Modules, Permanent Mount, Amber, Blue or Red	539.00
R1LPHM*	Six CON3™ Super-LED® Modules, Magnetic Mount, Amber, Blue or Red	563.00
R1LPHV*	Six CON3™ Super-LED® Modules, Magnetic/Suction Mount, Amber, Blue or Red	594.00
R2LPHP*	Six LIN6™ Super-LED® Modules, Permanent Mount, Amber, Blue or Red	710.00
R2LPHM*	Six LIN6™ Super-LED® Modules, Magnetic Mount, Amber, Blue or Red	734.00
R2LPHV*	Six LIN6™ Super-LED® Modules, Magnetic/Suction Mount, Amber, Blue or Red	755.00
†† R2LPPA4	Six LIN6™ Super-LED® Modules, Permanent Mount, Amber, 24 VDC	864.00
†† R2LPPMA4	Six LIN6™ Super-LED® Modules, Magnetic Mount, Amber, 24 VDC	888.00

Responder® LP DUO™ Series Lightbars, Polycarbonate Base, with Clear Outer Dome.

†† RDLPAB	Six DUO™ Amber/Blue Super-LED® Modules, Permanent Mount	1132.00
-----------	---	---------

Options for Multi-Color Responder® LP Series, Replace \$ with Number of Color LEDs Required (Maximum Six Modules). Order of colors is Red, Blue, Amber. For White Contact Factory For Pricing.

R1\$\$\$00	Six CON3™ Super-LED® Modules, Insert Color, No Charge When Ordered with R1 Split Color Models	
R2\$\$\$00	Six LIN6™ Super-LED® Modules, Insert Color, No Charge When Ordered with R2 Split Color Models	

Responder® HD Series Mini Lightbars

Heavy-Duty Rotating and Super-LED®.

Responder® HD Series Lightbars

R10HDP*	Six Super-LED® Modules, Amber, Blue or Red, Permanent Mount	1281.00
R10HDM*	Six Super-LED® Modules, Amber, Blue or Red, Magnetic Mount	1306.00
R10HDV*	Six Super-LED® Modules, Amber, Blue or Red, Magnetic/Suction Cup Mount	1329.00
RDXMM90	90 lb. Pull Magnetic Mount Kit with Cord & Plug	51.00
INSTLRDX	Installation of RDXMM90 on Permanent Mount RHD Series	14.00



Mini Edge® Freedom® IV DYAD™ Series Lightbars

Mini Edge® Freedom® IV Super-LED® Series Lightbars, 21.5" Long (Unless Specified), Includes Four Corner Linear-LED® Modules. First and Second * for Driver Side Front and Passenger Side Rear and Third and Fourth *** for Driver Side Rear and Passenger Side Front. Clear Outer Domes with Clear Dividers. Multiple Flash Patterns with Passenger Side Cable Exit, Specify LED Color Placement at Time of Order.**

F4M****P	Permanent Mount, Amber, Blue, Red and/or White	1485.00
F4M****M	Magnetic Mount, Amber, Blue, Red and/or White	1485.00
F4B****P	NEW 23.29" Long, with Center Section, Permanent Mount, Amber, Blue, Red and/or White	1689.00
F4M*0*0F	Two Front Corner Facing Linear-LED@s, Permanent Mount, Amber, Blue, Red and/or White	1012.00
F4G*0*0F	23.29" Long, Two Front Corner Facing Linear-LED@s, Pre-wired for GTT Center Mounted Emitter, Purchased Separately, Permanent Mount, Red or White	1216.00



Lightbars, Mini


Options for Mini Edge® Freedom® IV Super-LED® Series Lightbars, Up to Two Front and Two Rear Inboard Modules. Take Down and Alleys for Permanent Mount Only

F4DL*	One Single Color Long 12 Super-LED® Lighthouse, Amber, Blue, Red or White	237.00
F4MA3	Two 3-LED Super-LED® Alley Lights, Includes Harnesses	169.00
F4MA6	Two 6-LED Super-LED® Alley Lights, Includes Harnesses	223.00
F4MTL6	Two 6-LED Super-LED® Long Take Down Lights, Includes Harnesses	223.00
F4MTATL3	Two 3-LED Super-LED® Alley Lights and Two 6-LED Super-LED® Long Take Down Lights, Includes Harnesses	323.00
F4MTATL6	Two 6-LED Super-LED® Alley Lights and Two 6-LED Super-LED® Long Take Down Lights, Includes Harnesses	375.00
F4MEND*	Color End Dome, For 21.5" Lightbar, When Purchased with a Lightbar, Add Each	29.00
F4MEND#	Color End Dome, For 21.5" Lightbar, with Clear Alley Window, When Purchased with a Lightbar, Add Each	29.00
F4MENDX	Smoked Dome for Mini Freedom® IV, When Purchased with a Lightbar, Add Each	10.50
F4DIVIDX	Smoked Divider, Add Each	10.50

Mini Freedom® IV Rota-Beam™ Series Lightbars

Mini Freedom® IV Rota-Beam™ Super-LED® Series Lightbars, 23.29" Long, First and Second ** for Driver Side Front and Passenger Side Rear and Third and Forth **** for Driver Side Rear and Passenger Side Front. Clear Outer Domes with Clear Dividers. Multiple Flash Patterns with Passenger Side Cable Exit**

R4B****P	Amber, Blue or Red	2965.00
R4B*0*0P	Front Facing, Amber, Blue or Red	2132.00



Mini Freedom® IV Rota-Beam™ Series Lightbars, Options

F4RB*	One Super-LED® Rota-Beam™ Module, Amber, Blue, Red or White, for Inboard Front or Rear	416.00
F4RDL*	One Single Color Long 12 Super-LED® DYAD™ Lighthouse, Amber, Blue, Red or White	237.00
R4BFLASH	Flasher for Front or Rear F4D*s, Purchased Separately. Up to Two per Bar. Each Front or Rear Flasher Controls up to Two Lights, for a Total of Four	104.00
R4BA3	Two 3-LED Super-LED® Alley Lights, Includes Harnesses	169.00
R4BA6	Two 6-LED Super-LED® Alley Lights, Includes Harnesses	223.00
F4RWA*	One Single Color Short 6 Super-LED® DYAD™ Lighthouse, Warning for Alley Light Position, Amber, Blue, Red or White	167.00
R4BTL6	Two 6-LED Super-LED® Long Take Down Lights, Includes Harnesses	223.00
R4BEND*	Color End Dome for 23.29" Lightbar with Center Section Only, When Purchased with a Lightbar, Add Each	29.00
R4BEND#	Color End Dome with Clear Alley Window, for 23.29" Lightbar with Center Section Only, When Purchased with a Lightbar, Add Each	29.00
R4BENDX	Smoked Dome for 23.29" Lightbar with Center Section Only, When Purchased with Lightbar, Add Each	10.50
F4DIVIDX	Smoked Divider, Add Each	10.50

Mini Justice® Series

Mini Justice® JY Series, Includes Four Linear6™ Corner Modules. Permanent Mount Models with 15' Cable.

MJY****P	Permanent Mount, Red, Blue and/or Amber	881.00
MJY****M	Magnetic Mount, Red, Blue and/or Amber	755.00
MJY****V	Magnetic/Suction Mount, Red, Blue and/or Amber	800.00



Options for Mini Justice® Series, Take-Down and Alley Lights for Permanent Mount Models Only.

JDC*	One CON3™, Amber, Blue, Red or White	104.00
JDH*	One LTR3™, Red, Blue and/or Amber. Only for use with Take-Down Lights	104.00
MJTDALL1	Four LR11 Super-LED®s, Two Steady-Burn Take-Down and Two Steady-Burn Alley Lights with 15° Horizontal Adjustment. For Permanent Models Only	285.00

Inner Edge® XLP, Extra Low Profile Series Lightbars

Interior Lightbar, Include Super-LED® Lighthouses and Mounting Hardware.

Inner Edge® XLP, Extra Low Profile Series Lightbars, 3-LED Upper Front Series, Low Current Switching, Includes Removable Lens for a Spot Pattern, Low Power, Scan-Lock™ Flash Patterns and Mounting Kit. Replace # with Number of Color LEDs Required. Order of colors is Red, Blue, Amber or White.

IX37UF5P	Chevy Caprice, 2011-2017, Five 3-LED Lamps, Upper Front Passenger Side Unit Only, with One LED Flashing/Take-Down	599.00
IX37UF6P	Chevy Caprice 2011-2017, Six 3-LED Lamps, Upper Front Passenger Side Unit Only (No Take-Down)	599.00
IX37UFZ	Chevy Caprice, 2011-2017, Ten 3-LED Lamps, Upper Front Two Piece Unit, Individual Driver and Passenger Side Units, with Two LED Flashing/Take-Downs	1036.00
IX37UFX	Chevy Caprice, 2011-2017, Twelve 3-LED Lamps, Upper Front Two Piece Unit, Individual Driver and Passenger Side Units (No Take-Downs)	1036.00
IX46UF5P	Chevy Impala PPV (Old Body Style), 2014-2016, Five 3-LED Lamps, Upper Front Passenger Side Unit Only, with One LED Flashing/Take-Down	599.00
IX46UF6P	Chevy Impala PPV (Old Body Style), 2014-2016, Six 3-LED Lamps, Upper Front Passenger Side Unit Only (No Take-Down)	599.00



Lightbars

All models are 12 Volt D.C. only unless otherwise noted above. For other voltages contact factory.

* Replace symbol in model number with letter indicating lens color or LED color desired: **A** = Amber; **B** = Blue; **C** = Clear/White; **R** = Red; **G** = Green

Replace symbol in model number with letter indicating SPLIT lens or LED color desired: **D** = Red/Clear or White; **E** = Blue/Clear or White; **F** = Amber/Clear or White; **H** = Green/Clear or White; **J** = Red/Blue; **K** = Red/Amber; **L** = Red/Green; **M** = Blue/Amber † (to be discontinued, check availability) ‡ (special order, check availability, non-returnable, non-cancelable)

! Indicate length desired: 5 foot, 6 foot, 7 foot or 8 foot \$ Indicates Lower Price

↓ **††** - Special Order, Non-Returnable, Non-Cancelable. See "Made-To-Order" Statement on Table of Contents Page of this Price List.

MODEL	DESCRIPTION	LIST
IX46UFZ	Chevy Impala PPV (Old Body Style), 2014-2016, Ten 3-LED Lamps, Upper Front Two Piece Unit, Individual Driver and Passenger Side Units, with Two LED Flashing/Take-Downs	1036.00
IX46UFX	Chevy Impala PPV (Old Body Style), 2014-2016, Twelve 3-LED Lamps, Upper Front Two Piece Unit, Individual Driver and Passenger Side Units (No Take-Downs)	1036.00
IX45UF5P	Chevy Tahoe/Suburban, 2015-2017, Chevy Silverado-1500/2500/3500, 2014-2017 Five 3-LED Lamps, Upper Front Passenger Side Unit Only, with One LED Flashing/Take-Down	599.00
IX45UF6P	Chevy Tahoe/Suburban, 2015-2017, Chevy Silverado-1500/2500/3500, 2014-2017 Six 3-LED Lamps, Upper Front Passenger Side Unit Only (No Take-Down)	599.00
IX45UFZ	Chevy Tahoe/Suburban, 2015-2017, Chevy Silverado-1500/2500/3500, 2014-2017 Ten 3-LED Lamps, Upper Front Unit, Two Piece, Individual Driver and Passenger Side Units, with Two LED Flashing/Take-Downs	1036.00
IX45UFX	Chevy Tahoe/Suburban, 2015-2017, Chevy Silverado-1500/2500/3500, 2014-2017 Twelve 3-LED Lamps, Upper Front Unit, Two Piece, Individual Driver and Passenger Side Units, (No Take-Downs)	1036.00
IX35UF5P	Dodge Charger, 2011-2017, Five 3-LED Lamps, Upper Front Passenger Side Unit Only, with One LED Flashing/Take-Down	599.00
IX35UF6P	Dodge Charger, 2011-2017, Six 3-LED Lamps, Upper Front Passenger Side Unit Only, (No Take-Down)	599.00
IX35UFZ	Dodge Charger, 2011-2017, Ten 3-LED Lamps, Upper Front Two Piece Unit, Individual Driver and Passenger Side Units, with Two LED Flashing/Take-Downs	1036.00
IX35UFX	Dodge Charger, 2011-2017, Twelve 3-LED Lamps, Upper Front Two Piece Unit, Individual Driver and Passenger Side Units (No Take-Downs)	1036.00
†† IX44UF5P	Dodge Durango 2013-2017, Five 3-LED Lamps, Upper Front Passenger Side Unit Only, with One LED Flashing/Take-Down	599.00
†† IX44UF6P	Dodge Durango 2013-2017, Six 3-LED Lamps, Upper Front Passenger Side Unit Only, (No Take-Down)	599.00
†† IX44UFZ	Dodge Durango 2013-2017, Ten 3-LED Lamps, Upper Front Two Piece Unit, Individual Driver and Passenger Side Units, with Two LED Flashing/Take-Downs	1036.00
†† IX44UFX	Dodge Durango 2013-2017, Twelve 3-LED Lamps, Upper Front Two Piece Unit, Individual Driver and Passenger Side Units (No Take-Downs)	1036.00
IX42UF5P	Dodge Ram 1500, 2011-2017, Five 3-LED Lamps, Upper Front Passenger Side Unit Only, with One LED Flashing/Take-Down	599.00
IX42UF6P	Dodge Ram 1500, 2011-2017, Six 3-LED Lamps, Upper Front Passenger Side Unit Only (No Take-Down)	599.00
IX42UFZ	Dodge Ram 1500, 2011-2017, Ten 3-LED Lamps, Upper Front Two Piece Unit, Individual Driver and Passenger Side Units, with Two LED Flashing/Take-Downs	1036.00
IX42UFX	Dodge Ram 1500, 2011-2017, Twelve 3-LED Lamps, Upper Front Two Piece Unit, Individual Driver and Passenger Side Units (No Take-Downs)	1036.00
IX34UF5P	Ford Police Interceptor Utility, 2013-2017, Five 3-LED Lamps, Upper Front Passenger Side Unit Only, with One LED Flashing/Take-Down	599.00
IX34UF6P	Ford Police Interceptor Utility, 2013-2017, Six 3-LED Lamps, Upper Front Passenger Side Unit Only (No Take-Down)	599.00
IX34UFZ	Ford Police Interceptor Utility, 2013-2017, Ten 3-LED Lamps, Upper Front Two Piece Unit, Individual Driver and Passenger Side Units, with Two LED Flashing/Take-Downs	1036.00
IX34UFX	Ford Police Interceptor Utility, 2013-2017, Twelve 3-LED Lamps, Upper Front Two Piece Unit, Individual Driver and Passenger Side Units (No Take-Downs)	1036.00
IX47UF5P	Ford F-150, 2015-2017, Ford F-250/F-350, 2017, Five 3-LED Lamps, Upper Front Passenger Side Unit Only, with One LED Flashing/Take-Down	599.00
IX47UF6P	Ford F-150, 2015-2017, Ford F-250/F-350, 2017, Six 3-LED Lamps, Upper Front Passenger Side Unit Only (No Take-Down)	599.00
IX47UFZ	Ford F-150, 2015-2017, Ford F-250/F-350, 2017, Ten 3-LED Lamps, Upper Front Two Piece Unit, Individual Driver and Passenger Side Units, with Two LED Flashing/Take-Downs	1036.00
IX47UFX	Ford F-150, 2015-2017, Ford F-250/F-350, 2017, Twelve 3-LED Lamps, Upper Front Two Piece Unit, Individual Driver and Passenger Side Units (No Take-Downs)	1036.00
IX43UF5P	Ford Fusion, 2013-2016, Five 3-LED Lamps, Upper Front Passenger Side Unit Only, with One LED Flashing/Take-Down	599.00
IX43UF6P	Ford Fusion, 2013-2016, Six 3-LED Lamps, Upper Front Passenger Side Unit Only (No Take-Down)	599.00
IX43UFZ	Ford Fusion, 2013-2016, Ten 3-LED Lamps, Upper Front Two Piece Unit, Individual Driver and Passenger Side Units, with Two LED Flashing/Take-Downs	1036.00
IX43UFX	Ford Fusion, 2013-2016, Twelve 3-LED Lamps, Upper Front Two Piece Unit, Individual Driver and Passenger Side Units (No Take-Downs)	1036.00
IX38UF5P	Ford Police Interceptor Sedan, 2013-2017, Five 3-LED Lamps, Upper Front Passenger Side Unit Only, with One LED Flashing/Take-Down	599.00
IX38UF6P	Ford Police Interceptor Sedan, 2013-2017, Six 3-LED Lamps, Upper Front Passenger Side Unit (No Take-Down)	599.00
IX38UFZ	Ford Police Interceptor Sedan, 2013-2017, Ten 3-LED Lamps, Upper Front Unit, Two Piece, Individual Driver and Passenger Side Units, with Two LED Flashing/Take-Downs	1036.00

IX38UFX	Ford Police Interceptor Sedan, 2013-2017, Twelve 3-LED Lamps, Upper Front Unit, Two Piece, Individual Driver and Passenger Side Units (No Take-Downs)	1036.00
IX39UF5P	Ford F-250/F-350, 2012-2016, Five 3-LED Lamps, Upper Front Passenger Side Unit Only, with One LED Flashing/Take-Down	599.00
IX39UF6P	Ford F-250/F-350, 2012-2016, Six 3-LED Lamps, Upper Front Passenger Side Unit Only (No Take-Downs)	599.00
IX39UFZ	Ford F-250/F-350, 2012-2016, Ten 3-LED Lamps, Upper Front Two Piece Unit, Individual Driver and Passenger Side Units, with Two LED Flashing/Take-Down	1036.00
IX39UFX	Ford F-250/F-350, 2012-2016, Twelve 3-LED Lamps, Upper Front Two Piece Unit, Individual Driver and Passenger Side Units (No Take-Downs)	1036.00
IX08UF5P	† Ford Expedition, 2013-2017, Five 3-LED Lamps, Upper Front Passenger Side Unit Only, with One LED Flashing/Take-Down	599.00
IX08UF6P	† Ford Expedition, 2013-2017, Six 3-LED Lamps, Upper Front Passenger Side Unit (No Take-Down)	599.00
IX08UFZ	† Ford Expedition, 2013-2017, Ten 3-LED Lamps, Upper Front Unit, Two Piece, Individual Driver and Passenger Side Units, with Two LED Flashing/Take-Downs	1036.00
IX08UFX	† Ford Expedition, 2013-2017, Twelve 3-LED Lamps, Upper Front Unit, Two Piece, Individual Driver and Passenger Side Units (No Take-Downs)	1036.00
IXD\$\$\$0	Extra Low Profile 3-LED Lamps. Replace § with Number of each Color of LED Lighthouse, No Charge When Ordered with Extra Low-Profile Inner Edge®, Driver Side	
IXP\$\$\$0	Extra Low Profile 3-LED Lamps. Replace § with Number of each Color of LED Lighthouse, No Charge When Ordered with Extra Low-Profile Inner Edge®, Passenger Side	

Inner Edge® XLP WeCan® DUO+™, Extra Low Profile Series Lightbars, 6-LED Upper Front Series, Low Current Switching, Low Power, Scan-Lock™ Flash Patterns and Mounting Kit. Replace § with Number of DUO+™ Color LEDs Required, White is the Default Second Color. Order of colors is Red/White, Blue/White or Amber/White.

IW37UF6P	Chevy Caprice 2011-2017, Six 6-LED DUO™ Lamps, Upper Front Passenger Side Unit Only	988.00
IW37UFX	Chevy Caprice, 2011-2017, Twelve 6-LED DUO™ Lamps, Upper Front Two Piece Unit, Individual Driver and Passenger Side Units	1768.00
IW46UF6P	Chevy Impala PPV (Old Body Style), 2014-2016, Six 6-LED Lamps, Upper Front Passenger Side Unit Only	988.00
IW46UFX	Chevy Impala PPV (Old Body Style), 2014-2016, Twelve 6-LED Lamps, Upper Front Two Piece Unit, Individual Driver and Passenger Side Units	1768.00
IW45UF6P	Chevy Tahoe/Suburban, 2015-2017, Chevy Silverado-1500/2500/3500, 2014-2017, Six 6-LED DUO™ Lamps, Upper Front Passenger Side Unit Only	988.00
IW45UFX	Chevy Tahoe/Suburban, 2015-2017, Chevy Silverado-1500/2500/3500, 2014-2017, Twelve 6-LED DUO™ Lamps, Upper Front Unit, Two Piece, Individual Driver and Passenger Side Units	1768.00
IW35UF6P	Dodge Charger, 2011-2017, Six 6-LED DUO™ Lamps, Upper Front Passenger Side Unit Only	988.00
IW35UFX	Dodge Charger, 2011-2016, Twelve 6-LED DUO™ Lamps, Upper Front Two Piece Unit, Individual Driver and Passenger Side Units	1768.00
IW44UF6P	Dodge Durango 2013-2017, Six 6-LED DUO™ Lamps, Upper Front Passenger Side Unit Only	988.00
IW44UFX	Dodge Durango 2013-2017, Twelve 6-LED DUO™ Lamps, Upper Front Two Piece Unit, Individual Driver and Passenger Side Units	1768.00
IW42UF6P	Dodge Ram, 2011-2017, Six 6-LED DUO™ Lamps, Upper Front Passenger Side Unit Only	988.00
IW42UFX	Dodge Ram, 2011-2017, Twelve 6-LED DUO™ Lamps, Upper Front Two Piece Unit, Individual Driver and Passenger Side Units	1768.00
IW34UF6P	Ford Police Interceptor Utility, 2013-2017, Six 6-LED DUO™ Lamps, Upper Front Passenger Side Unit Only	988.00
IW34UFX	Ford Police Interceptor Utility, 2013-2017, Twelve 6-LED DUO™ Lamps, Upper Front Two Piece Unit, Individual Driver and Passenger Side Units	1768.00
IW47UF6P	Ford F-150, 2015-2017, Ford F-250/F-350, 2017, Six 6-LED DUO™ Lamps, Upper Front Passenger Side Unit Only	988.00
IW47UFX	Ford F-150, 2015-2017, Ford F-250/F-350, 2017, Twelve 6-LED DUO™ Lamps, Upper Front Two Piece Unit, Individual Driver and Passenger Side Units	1768.00
†† IW43UF6P	Ford Fusion, 2013-2016, Six 6-LED DUO™ Lamps, Upper Front Passenger Side Unit Only	988.00
†† IW43UFX	Ford Fusion, 2013-2016, Twelve 6-LED DUO™ Lamps, Upper Front Two Piece Unit, Individual Driver and Passenger Side Units	1768.00
IW38UF6P	Ford Police Interceptor Sedan, 2013-2017, Six 6-LED DUO™ Lamps, Upper Front Passenger Side Unit Only	988.00
IW38UFX	Ford Police Interceptor Sedan, 2013-2017, Twelve 6-LED DUO™ Lamps, Upper Front Unit, Two Piece, Individual Driver and Passenger Side Units	1768.00
IW39UF6P	Ford F-250/F-350, 2012-2016, Six 6-LED DUO™ Lamps, Upper Front Passenger Side Unit Only	988.00
IW39UFX	Ford F-250/F-350, 2012-2016, Twelve 6-LED DUO™ Lamps, Upper Front Two Piece Unit, Individual Driver and Passenger Side Units	1768.00
IW08UF6P	† Ford Expedition, 2013-2017, Six 6-LED DUO™ Lamps, Upper Front Passenger Side Unit Only	988.00
IW08UFX	† Ford Expedition, 2013-2017, Twelve 6-LED DUO™ Lamps, Upper Front Unit, Two Piece, Individual Driver and Passenger Side Units	1768.00
IWD\$\$\$00	Extra Low Profile 6-LED DUO™ Lamps, Replace § with Number of Each DUO™ Color lighthouse, No Charge When Ordered with Extra Low Profile DUO™ Inner Edge, Order of Colors is Red/White, Blue/White and Amber/White, Driver Side	




Lightbars

All models are 12 Volt D.C. only unless otherwise noted above. For other voltages contact factory.

* Replace symbol in model number with letter indicating lens color or LED color desired: **A** = Amber; **B** = Blue; **C** = Clear/White; **R** = Red; **G** = Green

Replace symbol in model number with letter indicating SPLIT lens or LED color desired: **D** = Red/Clear or White; **E** = Blue/Clear or White; **F** = Amber/Clear or White; **H** = Green/Clear or White; **J** = Red/Blue; **K** = Red/Amber; **L** = Red/Green; **M** = Blue/Amber † (to be discontinued, check availability) †† (special order, check availability, non-returnable, non-cancelable)

! Indicate length desired: 5 foot, 6 foot, 7 foot or 8 foot § Indicates Lower Price

↓  - Special Order, Non-Returnable, Non-Cancelable. See "Made-To-Order" Statement on Table of Contents Page of this Price List.

MODEL	DESCRIPTION	LIST
IWPSSSS0	Extra Low Profile 6-LED DUO™ Lamps, Replace § with Number of Each DUO™ Color lighthouse, No Charge When Ordered with Extra Low Profile DUO™ Inner Edge, Order of Colors is Red/White, Blue/White and Amber/White, Passenger Side	
<p>Inner Edge® XLP Low Current, DUO+™, Interior Lightbar, Include Super-LED® Lighthoods and Mounting Hardware. Inner Edge® XLP DUO+™, Extra Low Profile Series Lightbars, 6-LED Upper Front Series, Low Current Switching, Low Power, Scan-Lock™ Flash Patterns and Mounting Kit. Replace §§ with Number of DUO+™ Color LEDs Required, White is the Default Second Color. Order of colors is Red/White, Blue/White or Amber/White</p>		
ID37UF6P	Chevy Caprice 2011-2017, Six 6-LED DUO™ Lamps, Upper Front Passenger Side Unit Only	884.00
ID37UFX	Chevy Caprice, 2011-2017, Twelve 6-LED DUO™ Lamps, Upper Front Two Piece Unit, Individual Driver and Passenger Side Units	1664.00
ID46UF6P	Chevy Impala PPV (Old Body Style), 2014-2016 Six 6-LED DUO™ Lamps, Upper Front Passenger Side Unit Only	884.00
ID46UFX	Chevy Impala PPV (Old Body Style), 2014-2016, Twelve 6-LED Lamps, Upper Front Two Piece Unit, Individual Driver and Passenger Side Units	1664.00
ID45UF6P	Chevy Tahoe/Suburban, 2015-2017, Chevy Silverado-1500/2500/3500, 2014-2017, Six 6-LED DUO™ Lamps, Upper Front Passenger Side Unit Only	884.00
ID45UFX	Chevy Tahoe/Suburban, 2015-2017, Chevy Silverado-1500/2500/3500, 2014-2017, Twelve 6-LED DUO™ Lamps, Upper Front Unit, Two Piece, Individual Driver and Passenger Side Units	1664.00
ID35UF6P	Dodge Charger, 2011-2017, Six 6-LED DUO™ Lamps, Upper Front Passenger Side Unit Only	884.00
ID35UFX	Dodge Charger, 2011-2017, Twelve 6-LED DUO™ Lamps, Upper Front Two Piece Unit, Individual Driver and Passenger Side Units	1664.00
ID44UF6P	Dodge Durango, 2011-2017, Six 6-LED DUO™ Lamps, Upper Front Passenger Side Unit Only	884.00
ID44UFX	Dodge Durango, 2011-2017, Twelve 6-LED DUO™ Lamps, Upper Front Two Piece Unit, Individual Driver and Passenger Side Units	1664.00
ID42UF6P	Dodge Ram 1500, 2011-2017, Six 6-LED DUO™ Lamps, Upper Front Passenger Side Unit Only	884.00
ID42UFX	Dodge Ram 1500, 2011-2017, Twelve 6-LED DUO™ Lamps, Upper Front Two Piece Unit, Individual Driver and Passenger Side Units	1664.00
ID34UF6P	Ford Police Interceptor Utility, 2013-2017, Six 6-LED DUO™ Lamps, Upper Front Passenger Side Unit Only	884.00
ID34UFX	Ford Police Interceptor Utility, 2013-2017, Twelve 6-LED DUO™ Lamps, Upper Front Two Piece Unit, Individual Driver and Passenger Side Units	1664.00
ID47UF6P	Ford F-150, 2015-2017, Ford F-250/F-350, 2017, Six 6-LED DUO™ Lamps, Upper Front Passenger Side Unit Only	884.00
ID47UFX	Ford F-150, 2015-2017, Ford F-250/F-350, 2017, Twelve 6-LED DUO™ Lamps, Upper Front Two Piece Unit, Individual Driver and Passenger Side Units	1664.00
ID43UF6P	Ford Fusion, 2013-2016, Six 6-LED DUO™ Lamps, Upper Front Passenger Side Unit Only	884.00
ID43UFX	Ford Fusion, 2013-2016, Twelve 6-LED DUO™ Lamps, Upper Front Two Piece Unit, Individual Driver and Passenger Side Units	1664.00
ID38UF6P	Ford Police Interceptor Sedan, 2013-2017, Six 6-LED DUO™ Lamps, Upper Front Unit	884.00
ID38UFX	Ford Police Interceptor Sedan, 2013-2017, Twelve 6-LED DUO™ Lamps, Upper Front Unit, Two Piece, Individual Driver and Passenger Side Units	1664.00
ID39UF6P	Ford F-250/F-350, 2012-2016, Six 6-LED DUO™ Lamps, Upper Front Passenger Side Unit Only	884.00
ID39UFX	Ford F-250/F-350, 2012-2016, Twelve 6-LED DUO™ Lamps, , Twelve 6-LED DUO™ Lamps, Upper Front Two Piece Unit, Individual Driver and Passenger Side Units	1664.00
ID08UF6P	† Ford Expedition, 2013-2017, Six 6-LED DUO™ Lamps, Upper Front Passenger Side Unit Only	884.00
ID08UFX	† Ford Expedition, 2013-2017, Twelve 6-LED DUO™ Lamps, Upper Front Unit, Two Piece, Individual Driver and Passenger Side Units	1664.00
IWDSSSS0	Extra Low Profile 6-LED DUO™ Lamps, Replace § with Number of Each DUO™ Color lighthouse, No Charge When Ordered with Extra Low Profile DUO™ Inner Edge®, Order of Colors are Red/White, Blue/White and Amber/White, Driver Side	
IWPSSSS0	Extra Low Profile 6-LED DUO™ Lamps, Replace § with Number of Each DUO™ Color lighthouse, No Charge When Ordered with Extra Low Profile DUO™ Inner Edge®, Order of Colors are Red/White, Blue/White and Amber/White, Passenger Side	
<p>Inner Edge® RTX Series Rear Facing Super-LED® Lightbars, Six, Eight or Ten Lamp Arrays in SOLO™, DUO+™ or TRIO™ Technology.</p>		
ISTRAY6	6 Lamp Tray, Low Current, Choose 6 SOLO™ Lighthoods and Vehicle Specific Housing and Mount	1019.00
ISTRAY8	8 Lamp Tray, Low Current, Choose 8 SOLO™ Lighthoods and Vehicle Specific Housing and Mount	1121.00
ISTRAY10	10 Lamp Tray, Low Current, Choose 10 SOLO™ Lighthoods and Vehicle Specific Housing and Mount, For Use in Sedans Only	1325.00
IWSTRAY6	6 Lamp Tray, WeCan®, Choose 6 SOLO™ Lighthoods and Vehicle Specific Housing and Mount	1119.00
IWSTRAY8	8 Lamp Tray, WeCan®, Choose 8 SOLO™ Lighthoods and Vehicle Specific Housing and Mount	1221.00
ISTRAYT	NEW 8 Lamp Tray, 6 Lamp Traffic Advisor™ (2 Wire Control) with 2 End Flashers, Low Current, Choose 8 SOLO™ Lighthoods and Vehicle Specific Housing and Mount	1121.00
IWSTRAY1	10 Lamp Tray, WeCan®, Choose 10 SOLO™ Lighthoods and Vehicle Specific Housing and Mount, For Use in Sedans Only	1425.00
IES*	One SOLO™ Lighthouse, No Charge When Ordered with ISTRAY or IWSTRAY, Red, Blue, Amber or White	



Lightbars

IDTRAY6	6 Lamp Tray, Low Current, Choose 6 DUO+™ Lighthoods and Vehicle Specific Housing and Mount	1274.00
IDTRAY8	8 Lamp Tray, Low Current, Choose 8 DUO+™ Lighthoods and Vehicle Specific Housing and Mount	1478.00
IDTRAY10	10 Lamp Tray, Low Current, Choose 10 DUO+™ Lighthoods and Vehicle Specific Housing and Mount, For Use in Sedans Only	1733.00
IWDTRAY6	6 Lamp Tray, WeCan®, Choose 6 DUO+™ Lighthoods and Vehicle Specific Housing and Mount	1374.00
IWDTRAY8	8 Lamp Tray, WeCan®, Choose 8 DUO+™ Lighthoods and Vehicle Specific Housing and Mount	1578.00
IWSTRAYT	NEW 8 Lamp Tray, 6 Lamp Traffic Advisor™ (2 Wire Control) with 2 End Flashers, WeCan®, Choose 8 SOLO™ Lighthoods and Vehicle Specific Housing and Mount	1221.00
IWDTRAY1	10 Lamp Tray, WeCan®, Choose 10 DUO+™ Lighthoods and Vehicle Specific Housing and Mount, For Use in Sedans Only	1833.00
IED#	One DUO+™ Lighthouse, No Charge When Ordered with IDTRAY or IWDTRAY, Red, Blue, Amber and/or White	
ITTRAY6	6 Lamp Tray, Low Current, Choose 6 TRIO™ Lighthoods and Vehicle Specific Housing and Mount	1478.00
ITTRAY8	8 Lamp Tray, Low Current, Choose 8 TRIO™ Lighthoods and Vehicle Specific Housing and Mount	1784.00
ITTRAY10	10 Lamp Tray, Low Current, Choose 10 TRIO™ Lighthoods and Vehicle Specific Shroud and Mount, For Use in Sedans Only	2141.00
IETRBA	One TRIO™ Lighthouse, Red/Blue/Amber, No Charge When Ordered with ITTRAY	
IETRCA	One TRIO™ Lighthouse, Red/White/Amber, No Charge When Ordered with ITTRAY	
IETBCA	One TRIO™ Lighthouse, Blue/White/Amber, No Charge When Ordered with ITTRAY	
IETRBC	One TRIO™ Lighthouse, Red/Blue/White, No Charge When Ordered with ITTRAY	
IE37LR8	Chevy Caprice 2011-2017, Lower Rear Housing for Six or Eight Modules, No Charge When Ordered with Inner Edge® Tray	
IE37LRZ	Chevy Caprice 2011-2017, Lower Rear Housing for Ten Modules, No Charge When Ordered with Inner Edge® Tray	
IE46LR8	Chevy Impala 2014-2016, Lower Rear Housing for Six or Eight Modules, No Charge When Ordered with Inner Edge® Tray	
IE46LRZ	Chevy Impala 2014-2016, Lower Rear Housing for Ten Modules, No Charge When Ordered with Inner Edge® Tray	
IE45UR8	Chevy Tahoe/Suburban, 2015-2017, Upper Rear Housing for Six or Eight Modules, No Charge When Ordered with Inner Edge® Tray	
IE35LR8	Dodge Charger 2011-2017, Lower Rear Housing for Six or Eight Modules, No Charge When Ordered with Inner Edge® Tray	
IE35LRZ	Dodge Charger 2011-2017, Lower Rear Housing for Ten Modules, No Charge When Ordered with Inner Edge® Tray	
IE34UR8	Ford Police Interceptor Utility 2013-2017, Upper Rear Housing for Six or Eight Modules, No Charge When Ordered with Inner Edge® Tray	
IE38LR8	Ford Police Interceptor Sedan 2013-2017, Lower Rear Housing for Six or Eight Modules, No Charge When Ordered with Inner Edge® Tray	
IE38LRZ	Ford Police Interceptor Sedan 2013-2017, Lower Rear Housing for Ten Modules, No Charge When Ordered with Inner Edge® Tray	

Outer Edge®

Outer Edge® Rear Facing Upper Exterior Mount Super-LED®. For options please consult current price list for option descriptions and model numbers

OE45UR6	Six Lamp Warning, Two Piece, For Chevy Tahoe 2015-2017, Requires Six OEMCRN* Lighthoods	1019.00
OE34UR6	Six Lamp Warning, Two Piece, For Ford Police Interceptor Utility 2013-2017, Requires Six OEMCRN* Lighthoods	1019.00
OEMCRN*	Outer Edge® Lighthouse ONLY for OE45UR6 and OE34UR6 Series, Six Required, No Charge when Ordered with Outer Edge®	
OE45UR6T	Six Lamp Traffic Advisor™, Two Piece, For Chevy Tahoe 2015-2017, Requires Six OEMCTA* Lighthoods	1087.00
OE34UR6T	Six Lamp Traffic Advisor™, Two Piece, For Ford Police Interceptor Utility 2013-2017, Requires Six OEMCTA* Lighthoods	1087.00
OEMCTA*	Outer Edge® Lighthouse ONLY for OE45 and OE34 Series, Six Required, No Charge when Ordered with Outer Edge®	
OEMCRN*X	Outer Edge® Lighthouse ONLY, with Smoked Lens, for OE45 and OE34 Series, Six Required, When Ordered with Outer Edge®, Add Each	10.50
OEMCTA*X	Outer Edge® Lighthouse ONLY, with Smoked Lens, for OE45UR6T and OE34UR6T, Six Required, When Ordered with Outer Edge®, Add Each	10.50



Outer Edge® Rear Pillar, Exterior Mount Super-LED® Lightbar Series


RP45	Six Lamp, Two Piece, For Chevy Tahoe 2015-2017, Requires Six OEMCRN* Lighthoods	1060.00
RP34	Six Lamp, Two Piece, For Ford Police Interceptor Utility 2013-2017, Requires Six OEMCRN* Lighthoods	1060.00
OEMCRN*	Outer Edge® lighthouse, for RP45 & RP34 Only, Six Required, No Charge when Ordered with Outer Edge®	




Lightbars

All models are 12 Volt D.C. only unless otherwise noted above. For other voltages contact factory.

* Replace symbol in model number with letter indicating lens color or LED color desired: **A** = Amber; **B** = Blue; **C** = Clear/White; **R** = Red; **G** = Green

Replace symbol in model number with letter indicating SPLIT lens or LED color desired: **D** = Red/Clear or White; **E** = Blue/Clear or White; **F** = Amber/Clear or White; **H** = Green/Clear or White; **J** = Red/Blue; **K** = Red/Amber; **L** = Red/Green; **M** = Blue/Amber † (to be discontinued, check availability)  (special order, check availability, non-returnable, non-cancelable)

! Indicate length desired: 5 foot, 6 foot, 7 foot or 8 foot \$ Indicates Lower Price

↓  - Special Order, Non-Returnable, Non-Cancelable. See "Made-To-Order" Statement on Table of Contents Page of this Price List.

MODEL	DESCRIPTION	LIST
OEMCRN*X	Outer Edge® Lighthouse ONLY, with Smoked Lens, for RP45 and RP34 Series, Six Required, When Ordered with Outer Edge®, Add Each	10.50

Freedom® IV DYAD™ Series Lightbars

Clear Outer Domes with Clear Dividers. Multiple Flash Patterns with Passenger Side Cable Exit (For Mounting Options. (For Mounting Options, See Optional Mounting Kits).

Edge® Freedom® IV F4W WeCan® Series Super-LED® Lightbars, Includes Four Corner Linear-LED® Modules with Independent Control of Each Level of Each Lighthouse

F4W4****	44.5", 4 Amber, Blue, Red and/or White, Single or Two Color Over/Under Modules	1952.00
F4W8****	49.25", 4 Amber, Blue, Red and/or White, Single or Two Color Over/Under Modules	1952.00
F4W2****	55", 4 Amber, Blue, Red and/or White, Single or Two Color Over/Under Modules	1952.00
F4W0****	60", 4 Amber, Blue, Red and/or White, Single or Two Color Over/Under Modules, Freight Surcharges May Apply	2430.00
F4W7****	72", 4 Amber, Blue, Red and/or White, Single or Two Color Over/Under Modules, Freight Surcharges May Apply	2430.00



Edge® Freedom® IV F4X Low Current Series Super-LED® Lightbars, Includes Four Corner Linear-LED® Modules

F4X4****	44.5", 4 Amber, Blue, Red and/or White, Single Color Modules	1844.00
F4X8****	49.25", 4 Amber, Blue, Red and/or White, Single Color Modules	1844.00
F4X2****	55", 4 Amber, Blue, Red or White, Single Color Modules	1844.00
F4X0****	60", 4 Amber, Blue, Red and/or White, Single Color Modules, Freight Surcharges May Apply	2322.00
F4X7****	72", 4 Amber, Blue, Red and/or White, Single Color Modules, Freight Surcharges May Apply	2322.00

Edge® Freedom® IV Series Options

F4DL*	One Single Color Long 12 Super-LED® DYAD™ Lighthouse, Amber, Blue, Red or White	237.00
F4DS*	One Single Color Short 6 Super-LED® DYAD™ Lighthouse, Amber, Blue, Red or White	167.00
F4DL#	One Two Color Long 12 Super-LED® DYAD™ Lighthouse, Amber, Blue, Red and/or White, for F4W Series Only	237.00
F4DS#	One Two Color Short 6 Super-LED® DYAD™ Lighthouse, Amber, Blue, Red and/or White, for F4W Series Only	167.00
F4A3	Two 3-LED Super-LED® Alley Lights	156.00
F4A6	Two 6-LED Super-LED® Alley Lights	223.00
F4WA*	One Single Color Short 6 Super-LED® DYAD™ Lighthouse, Warning for Alley Light Position, Amber, Blue, Red or White	167.00
F4RWA#	One Single Short 6 Super-LED® Lighthouse, Amber, Blue, Red with White Alley light, for F4W Series Only	167.00
F4TL6	Two 6-LED Super-LED® Long Take Down Lights	223.00
F4TS6	Two 6-LED Super-LED® Short Take Down Lights	223.00
F4WBTT	Two LED Brake/Tail/Turn Lights for 44"-60" F4W Series Only	234.00
F4XBTT	Two LED Brake/Tail/Turn Lights for F4X Series Only, Includes External Harness	271.00
F4XTACBL	Traffic Advisor™ Internal and External Cables, Lighthouses Purchased Separately, When Purchased with Lightbar Only	259.00
F4XTACTL	Traffic Advisor™ Internal and External Cables and Control Head, Lighthouses Purchased Separately, When Purchased with Lightbar Only	568.00
DELWCCP	Delete WeCan® Control Point, F4W Series Only	39.00
WCC92SUB	Substitute WCC92 WeCan® Controller for WeCan® Control Point, When Purchased with F4W Series Only (Not for Use with Photocell Option)	167.00
F4DSCBL	Driver Side Cable Exit	65.00
FLBULK18	Bulk Package of 18 Freedom® IV's, In Place of Individually Boxed Lightbars - Deduct	60.00
795H	GTT Self-Contained LED IR Emitter, Refer to GTT Opticom™ Emitter Section for Pricing	
F4795H	Installation (Pre-wired) of 795H in a Freedom® IV Lightbar, No Charge when Purchased with a 795H Emitter, Center Mount Option Only	
F4795HT	Two 3-LED Take Downs and Installation (Pre-wired) of 795H (Purchased Separately) in a Freedom® IV Lightbar, Center Mount Option Only	281.00
F4500S	Strobe for Center Mount, Includes External Cable, Center Mount Only	185.00
F4500ST	Two 3-LED Take Downs and Strobe, Includes External Cable for Strobe, Center Mount Option Only	325.00
PF_#F4#	Pioneer™ Lightbar Mount for Freedom® IV, Refer to Pioneer and Pioneer Plus™ Series Lightbar Mount for Models and Pricing	
F4WPHOTO	Photocell Option for Hi/Low Power, F4W Series Only, No Charge when Ordered with Lightbar (Not for Use with Smoked or Colored Lens or with WCC92/WCC92SUB)	
F4XPHOTO	Photocell Option for Hi/Low Power, F4X Series Only, No Charge when Ordered with Lightbar (Not for Use with Smoked or Colored Lens or with WCC92/WCC92SUB)	
F4CF*	Color Filter, Corner Module, Each	6.15
F4LF*	Color Filter, Long Module, Each	6.15
F4SF*	Color Filter, Short Module, Each	6.15
F42END*	Color End Dome for 44" or 55" Lightbar, When Purchased with a Lightbar, Add Each	29.00
F42END#	Color End Dome with Clear Alley Window, for 44" or 55" Lightbar, When Purchased with a Lightbar, Add Each	29.00

F48END*	Color End Dome for 49", 60", 70", 72", 76", 81", 92" and 98" Lightbar, When Purchased with a Lightbar, Add Each	29.00
F48END#	Color End Dome with Clear Alley Window, for 49", 60", 70", 72", 76", 81", 92" and 98" Lightbar, When Purchased with a Lightbar, Add Each	29.00
F41CNT*	Color Center Dome for One Light Center Section, When Purchased with a Lightbar, Add Each	14.00
F42CNT*	Color Center Dome for Two Light Center Section, When Purchased with a Lightbar, Add Each	14.00
F42ENDX	Smoked End Dome for 44" and 55" Lightbar, When Purchased with a Lightbar, Add Each	10.50
F48ENDX	Smoked End Dome for 49", 60", 72", 81", 92" and 98" Lightbar, When Purchased with a Lightbar, Add Each	10.50
F41CNTX	Smoked Center Dome for One Light Center Section, When Purchased with a Lightbar, Add Each	10.50
F42CNTX	Smoked Center Dome for Two Light Center Section, When Purchased with a Lightbar, Add Each	10.50
F4DIVIDX	Smoked Divider, Add Each	10.50

Freedom® IV Rota-Beam™ Super-LED® Series Lightbars

Clear Outer Domes with Clear Dividers. Multiple Flash Patterns with Passenger Side Cable Exit (For Mounting Options, See Optional Mounting Kits).

Edge® Freedom® IV F4R Rota-Beam™ Series Super-LED® Lightbars, Includes Four Half Corner Super-LED® Beacons and Scan-Lock™ Flash Patterns.

F4R2****	55", 4 Amber, Blue, Red and/or White, Single Color Modules	3121.00
F4R0****	60", 4 Amber, Blue, Red and/or White, Single Color Modules	3423.00
F4R7****	72", 4 Amber, Blue, Red and/or White, Single Color Modules	3423.00



Edge® Freedom® IV Rota-Beam™ Series Options

F4RB*	One Super-LED® Rota-Beam Module, Amber, Blue, Red or White, for Inboard Front or Rear	416.00
F4RDL*	One Single Long 12 Super-LED® Lighthouse, Amber, Blue, Red or White	237.00
F4RDS*	One Single Short 6 Super-LED® Lighthouse, Amber, Blue, Red or White	167.00
F4RA3	Two 3-LED Super-LED® Alley Lights	169.00
F4RA6	Two 6-LED Super-LED® Alley Lights	223.00
F4R6TL	Two 6-LED Super-LED® Long Take Down Lights	223.00
F4R3TS	Two 3-LED Super-LED® Short Take Down Lights	169.00
F4R6TS	Two 6-LED Super-LED® Short Take Down Lights	223.00
F4RFLASH	Flasher for Front or Rear F4RDS* and F4RDL*, purchased separately. Up to Two per Bar. Each Front or Rear Flasher Controls up to Four Lights, for a Total of Eight	104.00
FRDSCBL	NEW Driver Side Cable Exit, for Lightbars up to 60" Long	65.00
F4RDSC72	NEW Driver Side Cable Exit, for Lightbars 72" or Longer	65.00

Legacy® Super-LED® Series Lightbars

WeCan® with DUO+™, Diamond Optix™ and Multiple Flash Patterns. Clear Outer Lens with Passenger Side Cable Exit. For Mounting Options, Use MKLP Models located in the Optional Mounting Kits.

Legacy® GB WeCan® DUO+™ Color Series Super-LED®, Includes Four Extra High Intensity Corner Linear-LED® Modules with Independent Control of the Two Colors of Each Lighthouse.

GB4****	44", 4 Single Color Amber, Blue, Red or White	2080.00
GB4#####	44", 4 Two Color Amber, Blue, Red and/or White	2080.00
GB8****	48", 4 Single Color Amber, Blue, Red or White	2080.00
GB8#####	48", 4 Two Color Amber, Blue, Red and/or White	2080.00
GB2****	54", 4 Single Color Amber, Blue, Red or White	2236.00
GB2#####	54", 4 Two Color Amber, Blue, Red and/or White	2236.00



Legacy® Series Options, Options not Available on all Models, Refer to WeCad™ Build-A-Bar Program for Lighthouse Placement.

GBDL*	One Single Color DUO+™ Amber, Blue, Red or White, Long Super-LED® Lighthouse	208.00
GBDL#	One Dual Color DUO+™ Amber, Blue, Red and/or White, Long Super-LED® Lighthouse	208.00
GBDS*	One Single Color DUO+™ Amber, Blue, Red or White, Short Super-LED® Lighthouse	121.00
GBDS#	One Dual Color DUO+™ Amber, Blue, Red and/or White, Short Super-LED® Lighthouse	121.00
GBTL	Two Long Super-LED® Take-Down Lights	233.00
GBTS	Two Short Super-LED® Take-Down Lights	131.00
GBA	Two Super-LED® Alley Lights	131.00
GBAW*	One Super-LED® DUO+™ Warning/Warning or Warning/Alley Light, Single Color	121.00
GBAW#	One Super-LED® DUO+™ Warning/Warning or Warning/Alley Light, Dual Color	121.00
GBCF*	Color Filter, Corner Module	6.15
GBLF*	Color Filter, Long Module	6.15
GBSF*	Color Filter, Short Module	6.15
WCC92SUB	Substitute WCC92 WeCan® Controller for WeCan Control Point, For Use with Legacy® Series Only (Not for Use with Photocell Option)	167.00
DELWCCP	Delete WeCan® Control Point (DEDUCT)	39.00
GBDSCBL	Driver Side Cable Exit	65.00
GB8ENDX	Smoked End Dome for 48" Lightbar Only, When Purchased with a Lightbar, Add Each	10.50
GB2ENDX	Smoked End Dome, for 44" or 54" Lightbar Only, Purchased with a Lightbar, Add Each	10.50
GBCNTX	Smoked Center Dome for 54" Lightbar Only, When Purchased with a Lightbar, Add	10.50
GBDIVIDX	Smoked Divider, When Purchased with a Lightbar, Add Each	10.50
GSPHOTO	Photocell Option for Hi/Low Power, No Charge when Ordered with Lightbar (Not for Use with Smoked or Colored Lens or with WCC92/WCC92SUB)	

Lightbars

All models are 12 Volt D.C. only unless otherwise noted above. For other voltages contact factory.

* Replace symbol in model number with letter indicating lens color or LED color desired: **A** = Amber; **B** = Blue; **C** = Clear/White; **R** = Red; **G** = Green

Replace symbol in model number with letter indicating SPLIT lens or LED color desired: **D** = Red/Clear or White; **E** = Blue/Clear or White; **F** = Amber/Clear or White; **H** = Green/Clear or White; **J** = Red/Blue; **K** = Red/Amber; **L** = Red/Green; **M** = Blue/Amber † (to be discontinued, check availability) ‡ (special order, check availability, non-returnable, non-cancelable)

! Indicate length desired: 5 foot, 6 foot, 7 foot or 8 foot \$ Indicates Lower Price

↓ ††† - Special Order, Non-Returnable, Non-Cancelable. See "Made-To-Order" Statement on Table of Contents Page of this Price List.

MODEL DESCRIPTION LIST

Legacy® TRIO™ Series Super-LED® Lightbars
Includes Four Corner TRIO™ Modules, Alley Lights and Clear Lens. 44" Lightbar Features 10 Inboard Modules and Two 6-LED Take-Down Lights. 48" and 54" Lightbars Feature 14 Inboard Modules and Two 3-LED (48") or Two 6-LED (54") Take-Down Lights. For Mounting Options. (For Mounting Options, See Optional Mounting Kits).

Legacy® TRIO1 Series Super-LED® Lightbars, Red/Blue with White Illumination

G341	44"	5905.00
G381	48"	6217.00
G321	54"	6527.00

Legacy® TRIO2 Series Super-LED® Lightbars, Red/Blue with White Illumination Front and Rear Corners, Red/Amber/White Driver Rear Inboard and Blue/Amber/White Passenger Inboard

G342	44"	5905.00
G382	48"	6217.00
G322	54"	6527.00

Legacy® TRIO3 Series Super-LED® Lightbars, Red/Blue with Green Corners and White Illumination Front and Rear Inboards

G343	44"	6120.00
G383	48"	6433.00
G323	54"	6742.00

Legacy® TRIO4 Series Super-LED® Lightbars, Red/Blue with Green Corners and White Illumination Front Inboards and Red/Amber/White Driver Rear Inboard and Blue/Amber/White Passenger Inboard

G344	44"	6120.00
G384	48"	6433.00
G324	54"	6742.00

Legacy® TRIO5 Series Super-LED® Lightbars, Red/Blue with White Illumination to the Front and Rear Corners and Red/Blue/Amber Rear Inboards

G345	44"	5905.00
G385	48"	6217.00
G325	54"	6527.00

Legacy® TRIO6 Series Super-LED® Lightbars, Red/Blue with Green Corners and White Illumination Front Inboards and Red/Blue/Amber Rear Inboards

G346	44"	6120.00
G386	48"	6433.00
G326	54"	6742.00

Legacy SOLO™ Super-LED® Series Lightbars

WeCan®, Diamond Optix™ and Multiple Flash Pattern. Clear outer Lens with Passenger Side Cable Exit. For Mounting options, Use MKLP Located in the Optional Mounting Kits

Legacy SOLO™ GS WeCan® Series Lightbars

GS4****	44" Single Color, Red, Blue, Amber or White	1872.00
GS8****	48" Single Color, Red, Blue, Amber or White	1872.00
GS2****	54" Single Color, Red, Blue, Amber or White	2028.00

Legacy SOLO™ Series Options, Options not Available on all Models, Refer to WeCad™ Bulid-A-Bar Program for Lighthouse Placement

GSDL*	One Super-LED® Single Color Long Lighthouse, Red, Blue, Amber or White	121.00
GSDS*	One Super-LED® Single Color Short Lighthouse, Red, Blue, Amber or White	83.00
GBTL	Two Long Super-LED® Take-Down Lights	233.00
GBTS	Two Short Super-LED® Take-Down Lights	131.00
GBA	Two Super-LED® Alley Lights	131.00
GSAW*	One Super-LED® Single Color Short Lighthouse for Alley Position Only, Red, Blue, Amber or White	93.00
GSTL*	One Super-LED® DUO™ Warning/Traffic Advisor™ Long Lighthouse, Warning Available in Red, Blue or White	197.00
GSTS*	One Super-LED® DUO™ Warning/Traffic Advisor™ Short Lighthouse, Warning Available in Red, Blue or White	115.00
GSPHOTO	Photocell Option for Hi/Low Power, No Charge when Ordered with Lightbar (Not for Use with Smoked or Colored Lens or with WCC92/WCC92SUB)	
GBCF*	Color Filter, Corner Module	6.15
GBLF*	Color Filter, Long Module	6.15
GBSF*	Color Filter, Short Module	6.15
WCC92SUB	Substitute WCC92 WeCan® Controller for WeCan Control Point, For Use with Legacy® Series Only (Not for Use with Photocell Option)	167.00
DELWCCP	Delete WeCan® Control Point (DEDUCT)	39.00
GBDSCBL	Driver Side Cable Exit	65.00
GB8ENDX	Smoked End Dome for 48" Lightbar Only, When Purchased with a Lightbar, Add Each	10.50
GB2ENDX	Smoked End Dome, for 44" or 54" Lightbar Only, When Purchased with a Lightbar, Add Each	10.50
GBCNTX	Smoked Center Dome for 54" Lightbar Only, When Purchased with a Lightbar, Add Each	10.50
GBDIVIDX	Smoked Divider, When Purchased with a Lightbar, Add Each	10.50



Lightbars

Liberty™ II Super-LED® Series Lightbars

Clear Outer Lens with Clear Dividers with Multiple Flash Patterns and Passenger Side Cable Exit. For Mounting Options, Use MKLP Located in the Optional Mounting Kits

Liberty™ II, SOLO™ IX & IG Low Current Series, Four Single Color Corner Modules. For use with Single Color Inboard Lighthouse Options Only.

IX4****	44" Single Color, Red, Blue, Amber or White	1584.00
IX8****	48" Single Color, Red, Blue, Amber or White	1584.00
IX2****	54" Single Color, Red, Blue, Amber or White	1584.00
IG8****	48" Single Color, Red, Blue, Amber or White, with Center Section for 795H, Strobe or Center LED Warning	1668.00
IG2****	54" Single Color, Red, Blue, Amber or White, with Center Section for 795H, Strobe or Center LED Warning	1668.00



Liberty™ II, SOLO™ IW & IH WeCan® Series, Four Single Color Corner Modules, with Independent Control of each Lighthouse. For use with Single Color Inboard Lighthouse Options Only, except for a DUO+™ Rear Traffic Advisor™.

IW4****	44" Single Color, Red, Blue, Amber or White	1691.00
IW8****	48" Single Color, Red, Blue, Amber or White	1691.00
IW2****	54" Single Color, Red, Blue, Amber or White	1691.00
IH8****	48" Single Color, Red, Blue, Amber or White, with Center Section for 795H, Strobe or Center LED Warning	1774.00
IH2****	54" Single Color, Red, Blue, Amber or White, with Center Section for 795H, Strobe or Center LED Warning	1774.00

Liberty™ II, SOLO™, IX, IG, IH and IW Series Options

IWDL*	One Single Color Long 6 Super-LED® Lighthouse, Amber, Blue, Red or White	173.00
IWDS*	One Single Color Short 3 Super-LED® Lighthouse, Amber, Blue, Red or White	120.00
IBDL#	One DUO+™ Color Interleaved Long Super-LED® Lighthouse, Amber, Blue, Red and/or White, For use as a Rear DUO+™ Traffic Advisor™ IH and IW Series Only	310.00
IBDS#	One DUO+™ Color Interleaved Short 6 Super-LED® Lighthouse, Amber, Blue, Red and/or White, For use as a Rear DUO+™ Traffic Advisor™ IH and IW Series Only	173.00
IHDC*	One Single Color 6-LED Double Reflector Lighthouse, Amber, Blue, White or Red, for IG or IH Series Lightbar Only. Rear Center Mount Section Only	173.00
IJDC#	One DUO+™ Color Interleaved Double Reflector Lighthouse, Amber, Blue, White and/or Red, for IH Series Lightbar Only. Rear Center Mount Option Only, for use as a DUO+ Traffic Advisor™	310.00
IWTS3*	One Short 3 Super-LED® Take Down Light and One Single Color Short 3 Super-LED® Lighthouse, for Inboard Position in a 48" IW and IX Series Lightbar Only	185.00
IWTS6*	One Short 6 Super-LED® Take Down Light and One Single Color Short 3 Super-LED® Lighthouse, for Inboard Position in a 48" IW and IX Series Lightbar Only	236.00
ITL12	Two Long 12 Super-LED® Take Down Lights	408.00
ITL6	Two Long 6 Super-LED® Take Down Lights	233.00
ITS6	Two Short 6 Super-LED® Take Down Lights	233.00
ITL3	Two Long 3 Super-LED® Take Down Lights	131.00
ITS3	Two Short 3 Super-LED® Take Down Lights	131.00
IA3	Two 3 Super-LED® Alley Lights, with 15° Horizontal Adjustment	131.00
ICF*	Color Filter, for Corner Module Only	6.15
ILF*	Color Filter, Long Module	6.15
ISF*	Color Filter, Short Module	6.15
IWTACNTL	Traffic Advisor™, Internal and External Harness and TACTL5, Lighthouses purchased separately. When Purchased with Lightbar Only	568.00
IWBTTLED	Two LED Brake/Tail/Turn Lights, For WeCan® Series Only	190.00
IXBTTLED	Two LED Brake/Tail/Turn Lights, For IX Series Only	211.00
795H	GTT Self-Contained LED IR Opticom™ Emitter, Refer to GTT Opticom™ Emitter Section for Pricing.	
IJ795H	Installation (Pre-wired) of 795H in a Liberty™ II IG or IH Series Lightbar Only. Center Mount Option Only. No Charge when Purchased with 795H	
IJ795HT	Two Super-LED® Flashing Take-Down Lights and Installation (Pre-wired) of 795H in a Liberty™ II IG or IH Series Lightbar Only. Center Mount Option Only	131.00
IJ500S	Strobe for Liberty™ II IG or IH Series Lightbar Only. Center Mount Option Only	185.00
IJ500ST	Two Super-LED® Flashing Take-Down Lights and a Strobe for Liberty™ II IG or IH Series Lightbar Only. Center Mount Option Only	325.00
IWTACBL	Traffic Advisor™, Internal and External Harness, for use with CCSRNATA, Lighthouses Purchased Separately. When Purchased with Lightbar Only	230.00
IBDSCBL	Driver Side Cable Exit	65.00
IWPHOTO	Photo Cell Option for Hi/Low Power, For IW Series Only, No Charge when Ordered with Lightbar (Not for Use with Smoked or Colored Lens or with WCC92/WCC92SUB)	
IXPHOTO	Photo Cell Option for Hi/Low Power, For IX Series Only, No Charge when Ordered with Lightbar (Not for Use with Smoked or Colored Lens or with WCC92/WCC92SUB)	
IJ8END#	Color End Dome with Alley Window, for 48" IG or IH Series Only, When Purchased with a Lightbar, Add Each	29.00
IJ2END#	Color End Dome with Alley Window, for 54" IG or IH Series Only, When Purchased with a Lightbar, Add Each	29.00
IJCNT*	Color Center Dome for 48" or 54" IG or IH Series Only, When Purchased with a Lightbar, Add Each	14.00


All models are 12 Volt D.C. only unless otherwise noted above. For other voltages contact factory.

* Replace symbol in model number with letter indicating lens color or LED color desired: **A** = Amber; **B** = Blue; **C** = Clear/White; **R** = Red; **G** = Green

Replace symbol in model number with letter indicating SPLIT lens or LED color desired: **D** = Red/Clear or White; **E** = Blue/Clear or White; **F** = Amber/Clear or White; **H** = Green/Clear or White; **J** = Red/Blue; **K** = Red/Amber; **L** = Red/Green; **M** = Blue/Amber † (to be discontinued, check availability) ‡ (special order, check availability, non-returnable, non-cancelable)

! Indicate length desired: 5 foot, 6 foot, 7 foot or 8 foot \$ Indicates Lower Price

Lightbars

↓  - Special Order, Non-Returnable, Non-Cancelable. See "Made-To-Order" Statement on Table of Contents Page of this Price List.

MODEL	DESCRIPTION	LIST
IJ8ENDX	Smoked End Dome for 48" IG or IH Series Only, When Purchased with a Lightbar, Add Each	10.50
IJ2ENDX	Smoked End Dome, for 54" IG or IH Series Only, When Purchased with a Lightbar, Add Each	10.50
IJCNTX	Smoked Center Dome for 48" or 54" IG or IH Series Only, When Purchased with a Lightbar, Add	10.50
IB4ENDX	Smoked End Dome, for 44" IX or IW Series Only, When Purchased with a Lightbar, Add Each	10.50
IB8ENDX	Smoked End Dome for 48" or 54" IX or IW Series Only, When Purchased with a Lightbar, Add Each	10.50
IBCNTX	Smoked Center Dome for 54" IX or IW Series Only, When Purchased with a Lightbar, Add	10.50
IBDIVIDX	Smoked Divider for IX, IG, IH or IW Series Only, When Purchased with a Lightbar, Add Each	10.50
WCC92SUB	Substitute WCC92 WeCan® Controller for WeCan Control Point, For Use with Liberty™ II WeCan® Series Only (Not for Use with Photocell Option)	167.00
Liberty™ II, DUO+™ IB & IJ WeCan® Series and Options , Four High Intensity Corner Modules, with Independent Color Control of each Lighthouse.		
IB4****	44" Single Color, Red, Blue, Amber or White	2162.00
IB8****	48" Single Color, Red, Blue, Amber or White	2162.00
IB2****	54" Single Color, Red, Blue, Amber or White	2162.00
IJ8****	48" Single Color, Red, Blue, Amber or White, with Center Section for 795H, Strobe or Center LED Warning	2243.00
IJ8####	48" DUO+™ Color, Red, Blue, Amber and/or White, with Center Section for 795H, Strobe or Center LED Warning	2243.00
IJ2****	54" Single Color, Red, Blue, Amber or White, with Center Section for 795H, Strobe or Center LED Warning	2243.00
IJ2####	54" DUO+™ Color, Red, Blue, Amber and/or White, with Center Section for 795H, Strobe or Center LED Warning	2243.00
IB4####	44" DUO+™ Color, Red, Blue, Amber and/or White	2162.00
IB8####	48" DUO+™ Color, Red, Blue, Amber and/or White	2162.00
IB2####	54" DUO+™ Color, Red, Blue, Amber and/or White	2162.00
IBDL*	One Single Color Long 12 Super-LED® Lighthouse, Amber, Blue, Red or White	310.00
IBDL#	One DUO+™ Color Interleaved Long Super-LED® Lighthouse, Amber, Blue, Red and/or White	310.00
IBDS*	One Single Color Short 6 Super-LED® Lighthouse, Amber, Blue, Red or White	173.00
IBDS#	One DUO+™ Color Interleaved Short 6 Super-LED® Lighthouse, Amber, Blue, Red and/or White	173.00
ITL12	Two Long 12 Super-LED® Take Down Lights	408.00
IJDC*	One Single Color Double Reflector Lighthouse, Amber, Blue, White or Red, for IJ Series Lightbar Only. Rear Center Mount Option Only	310.00
IJDC#	One DUO+™ Color Interleaved 12-LED Double Reflector Lighthouse, Amber, Blue, White and/or Red, for IJ Series Lightbar Only. Rear Center Mount Option Only	310.00
ITL6	Two Long 6 Super-LED® Take Down Lights	233.00
ITS6	Two Short 6 Super-LED® Take Down Lights	233.00
ITL3	Two Long 3 Super-LED® Take Down Lights	131.00
ITS3	Two Short 3 Super-LED® Take Down Lights	131.00
IBTS3*	One Short 3 Super-LED® Take Down Light and One Single Color Short 6 Super-LED® Lighthouse, for Inboard Position in a 48" IB Series Lightbar Only	238.00
IBTS3#	One Short 3 Super-LED® Take Down Light and One DUO+™ Interleaved Short Super-LED® Lighthouse, for Inboard Position in a 48" IB Series Lightbar Only	238.00
IBTS6*	One Short 6 Super-LED® Take Down Light and One Single Color Short 6 Super-LED™ Lighthouse, for Inboard Position in a 48" IB Series Lightbar Only	289.00
IBTS6#	One Short 6 Super-LED® Take Down Light and One DUO+™ Interleaved Short 6 Super-LED® Lighthouse, for Inboard Position in a 48" IB Series Lightbar Only	289.00
IA3	Two 3 Super-LED® Alley Lights with 15° Horizontal Adjustment	131.00
ICF*	Color Filter, for Single Color Corner Module Only	6.15
ILF*	Color Filter, for Single Color Long Module Only	6.15
ISF*	Color Filter, for Single Color Short Module Only	6.15
795H	GTT Self-Contained LED IR Opticom™ Emitter, Refer to GTT Opticom™ Emitter Section for Pricing.	
IJ795H	Installation (Pre-wired) of 795H in a Liberty™ II IJ Series Lightbar Only. Center Mount Option Only. No Charge when Purchased with 795H	
IJ795HT	Two Super-LED® Flashing Take-Down Lights and Installation (Pre-wired) of 795H in a Liberty™ II IJ Series Lightbar Only. Center Mount Option Only	131.00
IJ500S	Strobe for Liberty™ II IJ Series Lightbar Only. Center Mount Option Only	185.00
IJ500ST	Two Super-LED® Flashing Take-Down Lights and a Strobe for Liberty™ II IJ Series Lightbar Only. Center Mount Option Only	325.00
IWBTTLED	Two LED Brake/Tail/Turn Lights, For WeCan® Series Only	190.00
IBDSCBL	Driver Side Cable Exit	65.00
IJ8END#	Color End Dome with Alley Window, for 48" IJ Series Only, When Purchased with a Lightbar, Add Each	29.00
IJ2END#	Color End Dome with Alley Window, for 54" IJ Series Only, When Purchased with a Lightbar, Add Each	29.00
IJCNT*	Color Center Dome for 48" or 54" IJ Series Only, When Purchased with a Lightbar, Add	14.00
IJ8ENDX	Smoked End Dome for 48" IJ Series Only, When Purchased with a Lightbar, Add Each	10.50



IJ2ENDX	Smoked End Dome, for 54" IJ Series Only, When Purchased with a Lightbar, Add Each	10.50
IJCNTX	Smoked Center Dome for 48" or 54" IJ Series Only, When Purchased with a Lightbar, Add	10.50
IB4ENDX	Smoked End Dome, for 44" IB Series Only, When Purchased with a Lightbar, Add Each	10.50
IB8ENDX	Smoked End Dome for 48" or 54" IB Series Only, When Purchased with a Lightbar, Add Each	10.50
IBCNTX	Smoked Center Dome for 54" IB Series Only, When Purchased with a Lightbar, Add	10.50
IBDIVIDX	Smoked Divider for IB or IJ Series Only, When Purchased with a Lightbar, Add Each	10.50
WCC92SUB	Substitute WCC92 WeCan® Controller for WeCan Control Point, For Use with Liberty™ II WeCan Series Only (Not for Use with Photocell Option)	167.00
IWPHOTO	Photo Cell Option for Hi/Low Power, No Charge when Ordered with Lightbar (Not for Use with Smoked or Colored Lens or with WCC92/WCC92SUB)	

Liberty™ II TRIO™ Series Super-LED® Lightbars

Includes Four Corner TRIO® Modules, Alley Lights and Clear Lens. 44" and 48" Lightbar Features 10 Inboard Modules and Two 3-LED Take-Down Lights. 54" Lightbar Features 14 Inboard Modules and Two 3-LED Take-Down Lights. (For Mounting Options, See Optional Mounting Kits).

Liberty™ II TRIO1 Series Super-LED® Lightbars, Red/Blue with White Illumination

I341	44"	5905.00
I381	48"	6217.00
I321	54"	6527.00



Liberty™ II TRIO2 Series Super-LED® Lightbars, Red/Blue with Traffic Advisor™ and White Illumination

I342	44"	5905.00
I382	48"	6217.00
I322	54"	6527.00

Liberty™ II TRIO3 Series Super-LED® Lightbars, Red and Blue Warning with Green Command Corners and White Illumination Inboard

I343	44"	6120.00
I383	48"	6433.00
I323	54"	6742.00

Liberty™ II TRIO4 Series Super-LED® Lightbars, Red and Blue Warning with Amber Traffic Advisor™ and Green Command Corners and White Illumination Front and Rear Inboard

I344	44"	6120.00
I384	48"	6433.00
I324	54"	6742.00

Liberty™ II TRIO5 Series Super-LED® Lightbars, Red/Blue with White Illumination to the Front and Rear Corners and Red/Blue/Amber Rear Inboards

I345	44"	5905.00
I385	48"	6217.00
I325	54"	6527.00

Liberty™ II TRIO6 Series Super-LED® Lightbars, Red/Blue with Green Corners and White Illumination Front Inboards and Red/Blue/Amber Rear Inboards

I346	44"	6120.00
I386	48"	6433.00
I326	54"	6742.00

Liberty™ II, TRIO™ Series Options

SUBI3T6S	Substitute 6-LED Short Take-Downs for 3-LED Short Take-Downs, for Liberty™ II TRIO™ Only	102.00
SUBI3T6L	Substitute 6-LED Long Take-Downs for 3-LED Long Take-Downs, for Liberty™ II TRIO™ Only	102.00
SUBI3T12	Substitute 12-LED Long Take-Downs for 3-LED Long Take-Downs, for Liberty™ II TRIO™ Only	278.00

Justice® Super-LED® WeCan® Series Lightbars

Black Base with Clear Outer Lenses Standard with Multiple Flash Patterns and Passenger Side Cable Exit. (For Mounting Options, See Optional Mounting Kits).

Justice® JV WeCan® Series Super-LED®, Includes Four Corner Linear-LED® Modules with 9 Super-LED®s Per Module.

JV4****	44" 4 Amber, Blue, Red and/or White	1472.00
JV8****	50.125" 4 Amber, Blue, Red and/or White	1541.00
JV2****	56.25" 4 Amber, Blue, Red and/or White	1616.00



Justice® JY WeCan® Series Super-LED®, Includes Four Corner Linear-LED® Modules with 6 Super-LED®s Per Module.

JY4****	44" 4 Amber, Blue, Red and/or White	1360.00
JY8****	50.125" 4 Amber, Blue, Red and/or White	1428.00
JY2****	56.25" 4 Amber, Blue, Red and/or White	1503.00

Justice® WeCan® Series Options

JDC*	One CON3™, Amber, Blue, Red or White	104.00
JDH*	One LTR3™, for Use in Center Section Only, Amber, Blue, Red or White	104.00
JDL*	One LIN6™, Amber, Amber, Blue, Red or White	167.00
JDL#	One DUO™ LIN6™, Red/Amber or Blue/Amber, For use in Rear of Bar as a DUO™ Traffic Advisor™	176.00
JTLS1	Two LR11 Super-LED® Flashing Take-Down Lights with 15° Horizontal Adjustment	117.00
JALF1	Two LR11 Super-LED® Flashing Alley Lights with 15° Horizontal Adjustment	117.00
JDLF**	Two Red, Blue and/or Amber Flashing LR11 Super-LED® Modules in Alley Light Positions, with 15° Horizontal Adjustment	230.00

Lightbars

All models are 12 Volt D.C. only unless otherwise noted above. For other voltages contact factory.

* Replace symbol in model number with letter indicating lens color or LED color desired: **A** = Amber; **B** = Blue; **C** = Clear/White; **R** = Red; **G** = Green

Replace symbol in model number with letter indicating SPLIT lens or LED color desired: **D** = Red/Clear or White; **E** = Blue/Clear or White; **F** = Amber/Clear or White; **H** = Green/Clear or White; **J** = Red/Blue; **K** = Red/Amber; **L** = Red/Green; **M** = Blue/Amber † (to be discontinued, check availability) ‡ (special order, check availability, non-returnable, non-cancelable)

! Indicate length desired: 5 foot, 6 foot, 7 foot or 8 foot \$ Indicates Lower Price

↓ †† - Special Order, Non-Returnable, Non-Cancelable. See "Made-To-Order" Statement on Table of Contents Page of this Price List.

MODEL	DESCRIPTION	LIST
JCTLS1	One LR11 Super-LED® Flashing Take-Down Light, for Single Center Section, with 15° Horizontal Adjustment	70.00
JCTLS12	Two LR11 Super-LED® Flashing Take-Down Lights, for Two Center Sections, with 15° Horizontal Adjustment	117.00
JCTLS1D	One Dual LR11 Super-LED® Flashing Take-Down Lights, for Single Center Section, with 15° Horizontal Adjustment	117.00
JTDLED1	One Super High Intensity LED Take-Down, for Center Section of a 50" Lightbar	116.00
JTDLED2	Two Super High Intensity LED Take-Down Lights	230.00
JWLLLED2	Two Super High Intensity LED Work Lights	230.00
JXALF1L	Two Super-LED® External Alley Lights, for Standard End Section	309.00
JXALF**L	Two Red, Blue and/or Amber Super-LED® Modules in External Alley Light Positions, for Standard End Section	244.00
JBTTLED	Two LED Brake/Turn/Tail Lights	195.00
JTA2W	Two Wire Control Traffic Advisor™, Standard Feature if Appropriate Number of Lighthoods are Purchased	
JTACNTL	Traffic Advisor™ Includes Internal, External Harness and TACTL5, Lighthoods Purchased Separately. When Purchased with Lightbar Only. For Use with CON3™ Center Module Only	568.00
JTACBL	Traffic Advisor™ Includes Internal and External Harness, for use with CCSRNTA3, Lighthoods Purchased Separately. When Purchased with Lightbar Only. For Use with CON3™ Center Module Only	230.00
WCC9SUB	Substitute WCC9 WeCan® Controller for WeCan® Electronic Control Point Module. When Purchased with WeCan® JV & JY Series Lightbars Only, ADD	167.00
DELWCCP	Delete WeCan® Control Point, for use with JV and JY Series Only - DEDUCT	39.00
†† JDSCBL	Driver Side Cable Exit, in Place of Passenger Side	
JBULK18	Bulk Package of 18 Justice® Series Lightbars, In Place of Standard Individually Boxed Lightbars-DEDUCT	60.00

Justice® Super-LED® Competitor™ Series Lightbars

Black Base with Clear Outer Lenses Standard. Standard Current Switching with Scan-Lock™ Flash Patterns, Pattern Override Mode and Passenger Side Cable Exit. (For Mounting Options, See Optional Mounting Kits).

Justice® "JC" Competitor™ Series Super-LED®, Includes Four Corner Linear-LED® Modules with 9 Super-LED@s Per Module.

JC4****	44" 4 Amber, Blue, Red and/or White	1133.00
JC8****	50.125" 4 Amber, Blue, Red and/or White	1220.00
JC2****	56.25" 4 Amber, Blue, Red and/or White	1305.00
JC0****	62.375" 4 Amber, Blue, Red and/or White	1404.00

Justice® "JE" Competitor™ Series Super-LED®, Includes Four Corner Linear-LED® Modules with 6 Super-LED@s Per Module.

JE4****	44" 4 Amber, Blue, Red and/or White	1020.00
JE8****	50.125" 4 Amber, Blue, Red and/or White	1107.00
JE2****	56.25" 4 Amber, Blue, Red and/or White	1191.00
JE0****	62.375" 4 Amber, Blue, Red and/or White	1289.00

Justice® Competitor™ Series Options

JDC*	One CON3™, Amber, Blue, Red or White	104.00
JDH*	One LTR3™, for Use in Center Section Only, Amber, Blue, Red or White	104.00
JDL*	One LIN6™, Amber, Blue, Red and/or White	167.00
JHALF1	Two LR11 Super-LED® Steady-Burn Alley Lights with 15° Horizontal Adjustment	183.00
JHTLS2	Two LR11 Super-LED® Steady-Burn Take-Down Lights with 15° Horizontal Adjustment	183.00
JHCTLS1	Two LR11 Super-LED® Center-Mounted Steady-Burn Take-Down Lights with 15° Horizontal Adjustment for two center sections	183.00
JHCTLS1D	One Dual LR11 Super-LED® Take-Down Light, for Single Center Section, with 15° Horizontal Adjustment	183.00
JHTDALL1	Four LR11 Super-LED@s, Two Steady-Burn Take-Down and Two Steady-Burn Alley Lights with 15° Horizontal Adjustment	285.00
JHCTAL1	Four LR11 Super-LED®, Two Center-Mounted Steady-Burn Take-Down and Two Steady-Burn Alley Lights with 15° Horizontal Adjustment for two center sections	285.00
JHCTAL1D	Four LR11 Super-LED®, One Dual LR11 Center-Mounted Steady-Burn Take-Down Light, for Single Center Section and Two Steady-Burn Alley Lights with 15° Horizontal Adjustment	285.00
JHFLASH	Flasher for Flashing Take-Down or Flashing Work Lights, Please Specify	117.00
JHBTTLED	Two LED Brake/Tail/Turn Lights	276.00
JTACNTL	Traffic Advisor™, Includes Internal and External Harness and TACTL5, Lighthoods Purchased Separately. When Purchased with Lightbar Only. For Use with CON3™ Center Module Only	568.00
JTACBL	Traffic Advisor™ Internal and External Harness, for use with CCSRNTA3, Lighthoods Purchased Separately. When Purchased with Lightbar Only. For Use with CON3™ Center Module Only	230.00
†† JDSCBL	Driver Side Cable Exit, in Place of Passenger Side	
DELWCCP	Delete WeCan® Control Point, for use with Justice Competitor Series Plus Lightbars Only - DEDUCT	39.00
JBULK18	Bulk Package of 18 Justice® Series Lightbars, In Place of Standard Individually Boxed Lightbars-DEDUCT	60.00



Century™ Elite Series LED Lightbars

Century™ Elite Series LED Lightbars, Includes Four Corner Linear-LED® Modules.

CE4****	44", 4 Amber, Red, Blue or White	900.00
CE8****	50", 4 Amber, Red, Blue or White	979.00

Century™ Elite Series Options

CEDLX*	One Linear12™ LED Amber, Red, Blue or White	159.00
CETAT8	Eight TIR Lamp Amber LED Traffic Advisor™, Requires No Special Control Head, For CE4, 44", Models Only	556.00
CETAL5	Five LED Lamp Amber Linear-LED® Traffic Advisor™, Requires No Special Control Head, For CE8, 50", Models Only	785.00
CTLS1	Two LR11 LED Take Down Lights	117.00
CALF1	Two LR11 LED Alley Lights	117.00



Towman's™ Super-LED® Series Lightbars

Individual Control of Front and/or Rear Lighthoods. All Models Include 4 Corner Amber Linear-LED® Modules, LED Work Lights, LED Brake/Tail/Turn Lights.

Towman's™ Freedom® IV Series, Includes LED Brake/Tail/Turn and LED Work Lights

F40BAAAA	NEW 60" Long, Low Current, 3 Slide Bolt Mounting Brackets, Amber, and Eight Inboard Modules	4685.00
F4EDLA	NEW One Single Color Long Economy DYAD™ Lighthouse, Amber	130.00

Towman's™ Liberty™ II WeCan® Series

IW0BAAAA	60" Long, 4 Slide Bolt Mounting Brackets, Amber, Four Corner and Six Inboard	3490.00
IWDL*	One Single Color Long 6 Super-LED® Lighthouse, Amber, Blue, Red or White	173.00
IWDS*	One Single Color Short 3 Super-LED® Lighthouse, Amber, Blue, Red or White	120.00

Towman's™ Justice® Competitor™ Series, Includes LED Work Lights Unless Specified.

†† JF0TAAAA	62.375" Long, 3 Slide Bolt Mounting Brackets, Amber	1552.00
JF0BAAAA	62.375" Long, 3 Slide Bolt Mounting Brackets, Amber and 6 CON3™ Amber	1828.00
†† JF0DAAAA	62.375" Long, 3 Slide Bolt Mounting Brackets, Amber with a Five CON3™ Traffic Advisor™, No Work Lights	2177.00
JF0FAAAA	62.375" Long, 3 Slide Bolt Mounting Brackets, Amber with 16 CON3™ Amber and LED Brake/Tail/Turn, No Work Lights	2196.00
JDC*	One CON3™, Amber, Blue, Red or White	104.00

Towman's™ Century™ Series

CW0BAAAA	60" Long, 3 Slide Bolts Mounting Brackets, Amber with 4 Amber Inboard Modules	1569.00
CDT6A	Optional, One Amber TIR6™ Inboard Module	71.00
CEDLXA	One Amber LIN12™ Super-LED®	159.00



NFPA Lightbars

Meeting NFPA 1901 Zone "A" Upper Lighting Requirements, For Available Options, Contact Factory. (For Mounting Options, See Optional Mounting Kits).

NFPA Edge® Freedom® IV F4N Low Current DYAD™ Series Linear Super-LED® Lightbars, ZONE "A" UPPER, All Models Include Clear Outer Lens, Freight Surcharge May Apply.

F4N2VLED	55", Four Red Corners and Four Front (2 Red/2 White)	2790.00
F4N0VLED	60", Four Red Corners and Four Front (2 Red/2 White)	3269.00
F4N7VLED	72", Four Red Corners and Four Front (2 Red/2 White)	3269.00
F4N2QLED	55", Two Red Front Corners and Four Front (2 Red/2 White) and Two End Red, Square Ends	2790.00
F4N0QLED	60", Two Red Front Corners and Four Front (2 Red/2 White) and Two End Red, Square Ends	3269.00
F4N7QLED	72", Two Red Front Corners and Four Front (2 Red/2 White) and Two End Red, Square Ends	3269.00
F4NMINI	\$ Two 21.5" Mini Freedom® IVs, Each Lightbar Consists of Two Red Front Corners, Two Front Center White and One Red End, Sold in Pairs	3306.00

NFPA Justice® Series Super-LED®, ZONE "A" UPPER, All Models Include Clear Outer Lens.

†† JE2NFPA	56", Four Corner Red Linear-LED®, Six Front CON3™s (4 Red/2 White)	1828.00
†† JE0NFPA	62", Four Corner Red Linear-LED®, Six Front CON3™s (4 Red/2 White)	1912.00

Options for NFPA Lightbars

MKEZ7	1-1/2" Permanent Mount / ALL	48.00
MK8H	5" Permanent Mount (Cast Aluminum) / ALL / ALL	121.00
MK9S	Slide Bolt Brackets For Flat Surface Mounting (2 ea.) 48"/52"	59.00
MK20S	Slide Bolt Brackets For Flat Surface Mounting (3 ea.) 60"/72"	95.00



4500 Series Surface Mount Lightbars

4500 Plus Super-LED® Build-A-Bar™ Series, Not All Options Available on All Lightbars, 4500B Series is a Build-A-Bar, All Inner Lighthoods Purchased Separately.

†† 45B±±	4500 Series Build-A-Bar™, ±± Insert Length 38" or 44" Long	359.00
†† 45B52	4500 Series Build-A-Bar™, 52" Long	457.00
†† 45B52*	4500 Series Build-A-Bar™, 52" Long, with Center-Mounted LED ICC Lights, Replace * with Color of ICC light, A = Amber or R = Red	457.00
†† 45B±±	4500 Series Build-A-Bar™, ±± Insert Length 60" or 72" Long	666.00
†† 45B±±*	4500 Series Build-A-Bar™, ±± Insert Length 60" or 72" Long, with Center-Mounted LED ICC Lights, Replace * with Color of ICC light, A = Amber or R = Red	666.00



Lightbars

All models are 12 Volt D.C. only unless otherwise noted above. For other voltages contact factory.

* Replace symbol in model number with letter indicating lens color or LED color desired: A = Amber; B = Blue; C = Clear/White; R = Red; G = Green

Replace symbol in model number with letter indicating SPLIT lens or LED color desired: D = Red/Clear or White; E = Blue/Clear or White; F = Amber/Clear or White; H = Green/Clear or White; J = Red/Blue; K = Red/Amber; L = Red/Green; M = Blue/Amber † (to be discontinued, check availability) †† (special order, check availability, non-returnable, non-cancelable)

! Indicate length desired: 5 foot, 6 foot, 7 foot or 8 foot \$ Indicates Lower Price

↓ †† - Special Order, Non-Returnable, Non-Cancelable. See "Made-To-Order" Statement on Table of Contents Page of this Price List.

MODEL	DESCRIPTION	LIST
†† 45B±±	4500 Series Build-A-Bar™, ±± Insert Length 76" Long	730.00
†† 45B±±*	4500 Series Build-A-Bar™, ±± Insert Length 76" Long, with Center-Mounted LED ICC Lights, Replace * with Color of ICC light, A = Amber or R = Red	730.00
†† 45B±±	4500 Series Build-A-Bar™, Insert Length 82", 84", 86", 88" or 90" Long, Freight Surcharge May Apply	827.00
†† 45B±±*	4500 Series Build-A-Bar™, Insert Length 82", 84", 86", 88" or 90" Long, with LED ICC Lights, Replace * with Color of ICC light, A = Amber or R = Red, Freight Surcharge May Apply	827.00
†† 45KFL	Interior KKK Front Super-LED® Lighting Package, Includes Two Corner Red, Two 400 Series Red and Two 400 Series White Linear-LED®s	1569.00
†† 45KRL	Interior KKK Rear Super-LED® Lighting Package, Includes Two Corner Red, Two 400 Series Red, Two 400 Series Amber Linear-LED®s and Halogen Load Lights	1672.00
†† 45DLOUTA	Delete Outboard Two Amber ICC Lights Only	
†† 45DLOUTR	Delete Outboard Two Red ICC Lights Only	
†† 45DLCNTA	Delete Center Amber ICC Light Only	
†† 45DLCNTR	Delete Center Red ICC Light Only	
†† 45CL*	Add One Single Color Corner Linear-LED® Lighthouse, Amber, Blue, Red or White	272.00
†† 45ADRB*	ROTA-BEAM™ Super-LED® Beacon, Red, Blue, Amber or White	416.00
†† 45FL*	Add One Single Color 400 Series Linear-LED® Lighthouse, Amber, Blue, Red or White	246.00
†† 45ADL8*	Add One Single Color 700 Series Super-LED® Lighthouse (Flashing), Red, Blue or Amber	246.00
†† 45ADLS8*	Add One Single Color 700 Series Super-LED® Lighthouse (Steady), Amber, Blue, Red or White (Flasher Purchased Separately)	246.00
†† 45FLASH	Add One Internal Flasher & Harness Only, For up to Two 400 or 700 Series Linear-LED® Super-LED® Lighthouses	95.00
†† 45TA	Super-LED® Traffic Advisor™ and Halogen Load Light Upgrade, for use with 4500B Series 82" or Larger	1808.00
†† 45KFH	Interior KKK Front Halogen Lighting Package, Includes Three Halogen Modules	338.00
†† 45KRH	Interior KKK Rear Halogen Lighting Package, Includes Three Halogen Modules and Two Load Lights	470.00
†† 45LRLOAD	Add a Pair of Triple (6 LR11's total) LR11 Super-LED® Load Lights	461.00
†† 45ALOAD	Add Two Load Lights	135.00
†† 45ADDHAL	Add One 700 Series Halogen Lighthouse	123.00
†† 45ADDSTR	Add One 700 Series Strobe Lighthouse	133.00
†† 45ADDAST	Add One Outboard Angled Strobe Lighthouse	133.00
†† 45ADROTA	Add One Rotator	116.00
†† 795H	GTT Self-Contained LED IR Opticom™ Emitter, Refer to GTT Opticom™ Emitters Section for Pricing	
†† 45795H	Installation of 795H in a 4500 Series Lightbar, No Charge when Purchased with 795H	

Options, Mounting Kits

For Legacy®, Freedom® IV, Justice® & Liberty™ II Model/Year/Length, Available at Time of Lightbar Purchase ONLY. (For Mounting Kit Options and Replacement Strap & Mounting Kits, See Replacement Parts, Mounting Kits & Strap Kits).

Chevrolet, with Lightbar Purchase Only.

MKEA81	Caprice / 2011-2017 / 43"-44"	105.00
MKEZ81	Caprice / 2011-2017 / 44"-48"	79.00
MKAJ81	Caprice / 2011-2017 / 44"-49"	89.00
MKEZ95	Colorado / 2015-2017 / Liberty, Liberty™ II, Freedom® and Freedom® IV 48"-50" or Justice 55"	79.00
MKEZ63	Colorado Pickup / 2004-2011 / 48"	79.00
MKEZ45	GMC 3500 Truck / 1999-2011 / and GMC 2500 / 2003-2011 / 52"-55"	79.00
MKEZ90	Impala / 2014-2017 / 48"-50" (Not for Use with Special Service Package)	79.00
MKEZ70	Impala PPV / 2006-2016 / 48"-50"	79.00
MKEA70	Impala PPV Low Profile Adjustable / 2006-2016 / 43"-44"	105.00
MKEZ71	RV/Suburban / 2007-2013, Tahoe / 2007-2013 / 52"-55"	79.00
MKEZ96	Suburban (Roof Rack Mount) / 2015-2017 / 55"-60"	79.00
MKAJ71	RV/Suburban / 2007-2013, Tahoe / 2007-2013, Adjustable Leveling Foot / 52"-55"	89.00
†† MKEZ45	Silverado Pickup / 1999-2006 (2007 Classic) / 52"-55"	79.00
MKEZ73	Silverado Pickup / 2007-2013 / 52"-55"	79.00
MKEZ93	Tahoe / 2015-2017 / 52"-55"	79.00
MKEZ91	Silverado 1500 / GMC 1500 Pickup / 2014-2016 / 52"-55"	79.00

Chrysler, with Lightbar Purchase Only.

†† MKEZ69	Charger / 2005-2010 / 48"-50"	79.00
MKEZ82	Charger / 2011-2017 / 48"-50"	79.00
MKEA84	Charger / 2011-2017 / 43"-44"	105.00
†† MKEA69	Charger Low Profile Adjustable / 2005-2010 / 43"-44"	105.00
MKEZ85	Durango / 48"-50" / 2011-2017	79.00
†† MKEZ62	Durango / 2004-2010 / 48"-50"	79.00
†† MKAJ62	Durango, Adjustable Leveling Foot / 2004-2010 / 48"-50"	89.00
MKEZ79	Ram 1500-3500 / 2010-2011 / 52"-55"	79.00
MKEZ86	Ram 1500 / 2012-2017 / 52"-55"	79.00



Ford, with Lightbar Purchase Only.

MKEZ51	Escape Hybrid / 2005-2012 / 48"-50"	79.00
MKEZ89	Escape / 2013-2017 / 48"-50"	79.00
†† MKEZ38	Excursion, For Edge® Series / 2000-2006 / 55"-60"	79.00
†† MKEZ74	Expedition (Low Profile Rack Mount) / 2007-2017 / 52"-55"	79.00
†† MKEZ60	Expedition / 2003-2017 / 52"-55"	79.00
MKEZ55	Explorer / 2002-2010 / 48"-50"	79.00
MKEZ94	F-150 / 2015-2017 / Justice® 62"	79.00
MKAJ94	F-150 / 2015-2017 / Liberty™ II, Legacy®, Freedom® and Freedom® IV 54"	89.00
MKEA94	F-150 / 2015-2017 / Original Liberty™ 54" (Not Liberty™ II) or Justice® 56"	105.00
†† MKEZ61L	F-150 / 2004-2014 / 52"-55"	79.00
†† MKEZ61	F-150 / 2004-2014 / 60"	79.00
†† MKEZ38	F-250/F-350/F-450/F-550 Super-Duty / 1999-2016 / 60", Edge® Only	79.00
MKEZ38L	F-250/F-350/F-450/F-550 Super-Duty / 1999-2016 / 54", Edge® Only	79.00
MKEZ88	Fusion / 2013-2017 / 48"- 50"	79.00
MKEA76	Police Interceptor / 2013-2017 / 43"-44"	105.00
MKEZ76L	Police Interceptor / 2013-2017 / 48"-50"	79.00
MKEZ83	Police Interceptor Utility / 2013-2017 / 48"-55"	79.00

Toyota, with Lightbar Purchase Only.

MKEZ97	NEW Tacoma / 2016-2017 / 48"	79.00
--------	-------------------------------------	-------

Permanent Mount, with Lightbar Purchase Only.

MKEZ7	1-1/2" Permanent Mount / ALL	47.00
MKAJ7	Adjustable Leveling Foot for 1-1/2" Permanent Mount / ALL	73.00
MK8H	5" Permanent Mount (Cast Aluminum) / ALL / ALL	118.00
MK9S	Slide Bolt Brackets for Flat Surface Mounting (2 ea.) 48"/55"	59.00
MK20S	Slide Bolt Brackets for Flat Surface Mounting (3 ea.) 60+"	93.00
MKEZ29	1-1/2" Mounting Foot with Strap Hardware (Straps Purchased Separately)	55.00
MKEA29	Low Profile Adjustable Foot with Strap Hardware (Straps Sold Separately)	84.00
MK7SS2	Stainless Steel Heavy Duty 10° Adjustable Permanent Mount Feet, Low	189.00
MK7SS4	Stainless Steel Heavy Duty 10° Adjustable Permanent Mount Feet, High	215.00

Replacement Parts, Mounting Kits & Strap Kits

Replace # with the Vehicle # Listed Above.

Replacement Strap Kits & Mounting Kits

RMKEZ#	Replacement Mounting Kit Includes Feet, Hardware & Straps of your Choice	161.00
RMKEZ29	Replacement 1 1/2" Mounting Foot with Strap Hardware (Straps Purchased Separately)	95.00
RMKEA29	Replacement MKEA29 Mounting Foot with Strap Hardware (Straps Purchased Separately)	118.00
STPKT#	Straps and Bolts Only for Mounting Kit, For Use with MKEZ or MKAJ Only	95.00
STPEA70	Straps and Bolts Only for MKEA70 Mounting Kit, Impala / 2006-2016	95.00
†† STPEA69	Straps and Bolts Only for MKEA69 Mounting Kit, Charger / 2005-2016	95.00
RMKEZ7	Replacement 1-1/2" Permanent Mounting Kit #7	95.00
RMK9S	Replacement Slide Bolt Mounting Kit #9S (2 ea.)	95.00
RMK20S	Replacement Slide Bolt Mounting Kit #20S (3 ea.)	128.00
RMK8H	Replacement 5" Riser Mounting Kit #8H	129.00
RMKAJ#	Replacement Adjustable Leveling Foot, Includes Feet, Hardware and Choice of Strap # 16, 52, 54, 62, 71 or 72	180.00
NOTE	All straps are special ordered and NON-RETURNABLE. Some modification may be required by the end user to adapt these straps to fit exact vehicle roof line and door jamb positions. This list is intended as a GUIDE ONLY to assist in obtaining the closest strap for vehicle make and fit, and DOES NOT GUARANTEE an exact fit in every case.	

Options, Low Profile Mounting Kits

For Legacy® and Liberty II™ Series Lightbars Only

Chevrolet

MKLP81	Caprice / 2011-2017 / 48"- 50"	112.00
MKLP95	Colorado / 2015 - 2017 / 48"-50"	112.00
MKLP70	Impala PPV / 2006-2016 / 48" - 50"	112.00
MKLP90	Impala / 2014-2017 / 48"-50" (Not for Use with Special Service Package)	112.00
MKLP91	Silverado 1500 / GMC 1500 Pickup / 2015-2016 / 52" -55"	112.00
MKLP93	Tahoe / 2015-2017 / 52"- 55"	112.00

Chrysler

MKLP82	Charger / 2011-2017 / 48" - 50"	112.00
MKLP86	Ram 1500 / 2012-2017 / 52" - 55"	112.00

Ford

MKLP38	F-250/F-350/F-450/F-550 Super Duty / 1999-2016 / 55" -60"	112.00
MKLP88	Fusion / 2013-2017 / 48" - 50"	112.00
MKLP76	Police Interceptor / 2013-2017 / 48" - 50"	112.00
MKLP83	Police Interceptor Utility / 2013-2017 / 48" - 55"	112.00

Toyota

MKLP97	NEW Tacoma / 2016-2017 / 48"	112.00
--------	-------------------------------------	--------



All models are 12 Volt D.C. only unless otherwise noted above. For other voltages contact factory.

* Replace symbol in model number with letter indicating lens color or LED color desired: **A** = Amber; **B** = Blue; **C** = Clear/White; **R** = Red; **G** = Green

Replace symbol in model number with letter indicating SPLIT lens or LED color desired: **D** = Red/Clear or White; **E** = Blue/Clear or White; **F** = Amber/Clear or White; **H** = Green/Clear or White; **J** = Red/Blue; **K** = Red/Amber; **L** = Red/Green; **M** = Blue/Amber † (to be discontinued, check availability) †† (special order, check availability, non-returnable, non-cancelable)

! Indicate length desired: 5 foot, 6 foot, 7 foot or 8 foot \$ Indicates Lower Price

↓ †† - Special Order, Non-Returnable, Non-Cancelable. See "Made-To-Order" Statement on Table of Contents Page of this Price List.

MODEL DESCRIPTION LIST

**Replacement Parts, Low Profile Mounting Kits & Strap Kits
For Legacy® Series Lightbars Only**

Replacement Strap Kits & Low Profile Mounting Kits

MKLP7	Low Profile Permanent Mounting Foot, When Purchased with Lightbar	103.00
MKLP29	Replacement 1 1/2" Low Profile Mounting Foot with Strap Hardware (Straps Purchased Separately)	94.00
MKLPQDU	Low Profile Foot with Universal Quick Disconnect Mounting Brackets	135.00
RMKLPQDU	Replacement Low Profile Foot with Universal Quick Disconnect Mounting Brackets	161.00
STPKTQDU	Straps and Bolts Only with Universal Quick Disconnect Mounting Brackets	95.00
RMKLP#	Replacement Low Profile Mounting Foot, Include Feet, Hardware and Straps of your Choice	161.00
STPLP#	Straps and Bolts, Use With MKLP Only	95.00
NOTE	All straps are special ordered and NON-RETURNABLE. Some modification may be required by the end user to adapt these straps to fit exact vehicle roof line and door jamb positions. This list is intended as a GUIDE ONLY to assist in obtaining the closest strap for vehicle make and fit, and DOES NOT GUARANTEE an exact fit in every case.	

24 VDC Products

Refer to Series Section for Options. For other 24 VDC Models that are Not Listed Below, Contact Factory for Pricing and Availability.

Super-LED® Beacons, 24 VDC

†† L31H*F4	L31 Super-LED® Beacon, Class 1, High Dome, Amber, Blue or Red, Flat Mount, Cast Base	599.00
†† L32L*F4	L32 Super-LED® Beacon, Class 1 in Amber, Class 2 in Red or Blue, Low Dome, Amber, Blue or Red, Flat Mount, Cast Base	375.00
†† L21H*P4	L21 Super-LED® Beacon, Class 1, High Dome, Amber or White, Perm/Pipe/"J" Hook Mount, Polycarbonate Base	343.00
†† L21L*P4	L21 Super-LED® Beacon, Class 1, Low Dome, Amber or White, Perm/Pipe/"J" Hook Mount, Polycarbonate Base	343.00
†† L22H*P4	L22 Super-LED® Beacon, Class 2 Amber, High Dome, Amber, Blue, Red or White, Perm/Pipe/"J" Hook Mount, Polycarbonate Base	198.00
†† L22L*P4	L22 Super-LED® Beacon, Class 2 Amber, Low Dome, Amber, Blue, Red or White, Perm/Pipe/"J" Hook Mount, Polycarbonate Base	198.00
†† L10HAP4	L10 Super-LED® Beacon, Class 1, High Dome, Amber, Perm/Pipe Mount, Polycarbonate Base	164.00
†† L10LAP4	L10 Super-LED® Beacon, Class 1, Low Dome, Amber, Perm/Pipe Mount, Polycarbonate Base	164.00

Lighthoods, 24 VDC

†† 0SU0EDCR	0S Series White Illumination Light, Clear Lens	40.00
†† 20U0CDCR	4" Round, 2G Series, Compartment Light, Level 3 Intensity, Optional Mounting Kit Purchased Separately	138.00
†† 50S03ZAR	500 Series TIR6™ Super-LED®, Amber with Amber Lens	167.00
†† 50T03ZBR	500 Series TIR6™ Super-LED®, Blue with Blue Lens	167.00
†† 50W03ZRR	500 Series TIR6™ Super-LED®, Red with Red Lens	167.00
†† 60U0EHCR	6" Round Surface Mount, Super-LED® Ambulance Interior Light	204.00
†† 60U0EJCS	6" Round Surface Mount, 6 LED Interior Light, White, Includes Switch	185.00
†† 7SU0ENZR	700 Series, Gradient Opti-Scenelight™, Surface Mount	309.00
†† 9SU0ENZR	900 Series, Gradient Opti-Scenelight™, Surface Mount, Includes Flange	546.00
†† 90BTT4	900 Series, 5mm Brake/Tail/Turn, 2 Flash Patterns	389.00
†† IONSM*4	NEW ION™ Series Surface Mount, Amber, Blue, Red or White, Black Housing	180.00
†† WIONSM*4	ION™ Series, Wide Angle Surface Mount, Amber, Blue, Red or White, Black Housing	180.00
†† WIONSC*4	ION™ Series, Wide Angle Surface Mount, Amber, Blue, Red or White, Chrome Housing	200.00
†† LINZ6*24	LINZ6™ Series Super-LED®, Amber, Blue, Red or White, with Clear Lens	156.00
†† M2*24	M2 Series Super-LED® with Scan-Lock™ Flash Patterns, Amber, Blue, Red or White, with Color Lens	174.00
†† M2W*24	M2 Series Super-LED®, Warning, Wide Angle, Red, Blue, Amber or White, with Color Lens	174.00
†† M2W*C24	M2 Series Super-LED®, Warning, Wide Angle, Red, Blue, Amber or White, with Clear Lens	174.00
†† M4*24	M4 Series Super-LED® with Scan-Lock™ Flash Patterns, Amber, Blue, Red or White, with Color Lens	188.00
†† M6*24	M6 Series Super-LED® with Scan-Lock™ Flash Patterns, Amber, Blue, Red or White, with Color Lens	229.00
†† M6*C24	M6 Series Super-LED® with Scan-Lock™ Flash Patterns, Amber, Blue, Red or White, with Clear Lens	229.00
†† M6BTT24	M6 Series Brake/Tail/Turn, Red Lens	167.00
†† M6BUW24	M6 Series Back-Up, Clear Lens	223.00
†† M6ZC24	M6 Series Super-LED® Gradient Scene Light	386.00
†† M6T24	M6 Series Amber Turn Signal, Sequential Arrow, Amber Lens	145.00
†† M7*24	M7 Series Super-LED® with Scan-Lock™ Flash Patterns, Amber, Blue, Red or White, with Color Lens	229.00
†† M7ZC24	M7 Series Super-LED® Gradient Scenelight	229.00

24 VDC, Green Products & Parts

††	M9*24	M9 Series Super-LED® with Scan-Lock™ Flash Patterns, Amber, Blue, Red or White, with Color Lens	343.00
††	MCRNS*4	Micron™ Series Super-LED® with Scan-Lock™ Flash Patterns, Amber, Blue, Red or White, Black Flange	156.00
††	NP6B4W	Pioneer™ Nano Work/Scene Lights, 6-LED, with Bail Mount, White	260.00
††	NP6B4B	Pioneer™ Nano Work/Scene Lights, 6-LED, with Bail Mount, Black	260.00
††	MPB4B	Micro Pioneer™ Super-LED® Work Light, Bail/Stud Mount, Black Housing	421.00
††	MPB4W	Micro Pioneer™ Super-LED® Work Light, Bail/Stud Mount, White Housing	421.00
††	MPP4W	Micro Pioneer™ Super-LED® Work Light, Low Profile Pedestal/Swivel Mount, White Housing	579.00
††	MPR4W	Micro Pioneer™ Super-LED® Work Light, Straight Recessed Mount, White Housing	516.00
††	PELCB4	Perimeter Enhancement Light, White Super-LED®, Black Housing	210.00
††	PELCC4	Perimeter Enhancement Light, White Super-LED®, Chrome Housing	210.00
††	PFP14	Single Panel, Pioneer Plus™, Super-LED® Flood Light, White Housing	858.00
††	PFP24	Dual Panel, Pioneer Plus™, Super-LED® Flood Light, White Housing	1497.00
††	PFS14	Single Panel Pioneer™ Combination Flood/Spot, White Housing	858.00
††	PFA1P04	Single Panel Pioneer™ with Pole/Pedestal Mount Adapter	884.00
††	PFP1P04	Single Panel Pioneer Plus™ with Pole/Pedestal Mount Adapter	1100.00
††	PFS14P	Single Panel Pioneer™ with Pole/Pedestal Mount Adapter, Combination Flood/Spot, White Housing	1100.00
††	PFS14P1	Single Panel Pioneer™ with Pole/Pedestal Mount Adapter and On/Off Switch, Combination Flood/Spot, White Housing	1126.00
††	PFS24	Dual Panel Pioneer™ Combination Flood/Spot, White Housing	1497.00
††	PFS24P	Dual Panel Pioneer™ with Pole/Pedestal Mount Adapter, Combination Flood/Spot, White Housing	1741.00
††	PFS24P1	Dual Panel Pioneer™ with Pole/Pedestal Mount Adapter and On/Off Switch, Combination Flood/Spot, White Housing	1766.00
††	PFBP12C4	PAR-36 Round 12-Super-LED® Flood Light, With Pedestal/Swivel Mount and an On/Off Switch, Chrome Rear Cover	453.00
††	P46HHS4	PAR-46, Super-LED® Hand Held Spotlight, Includes Cigar Cord, On/Off Switch and Magnet	486.00
††	VTX609*4	Vertex™, Omni Directional Lighthouse, Red, Blue, Amber or White, 9' Cable	135.00
††	WPLWZ3A4	LINZ6™ Super-LED®, Two Wing Plow Amber Lights, One for When the Plow is in Use and One for When Stowed	514.00

Sirens, 24 VDC

††	ALPHA24R	Alpha Series Siren, Remote, for use with Remote Switches, Purchase Separately	253.00
††	ALPHA24S	Alpha Series Siren, Self-Contained	288.00
††	BETA124R	Beta Series Full Function Siren, Remote, for use with Remote Switches, Purchase Separately	255.00
††	295SL102	295SL Series, Full Function Siren (up to Two 100 Watt speakers), Includes Microphone	392.00

Responder® LP Series Lightbars, Aluminum Base, 24 VDV

††	R2LPPA4	Six LIN6™ Super-LED® Modules, Permanent Mount, Amber, 24 VDC	864.00
††	R2LPMA4	Six LIN6™ Super-LED® Modules, Magnetic Mount, Amber, 24 VDC	888.00

Mini Edge® Freedom® IV Series Lightbars, 24 VDC

††	F4M1111P	NEW Permanent Mount, Amber	1485.00
††	F4M5555P	NEW Permanent Mount, Red	1485.00
††	F4DLA4	NEW One Single Color Long 12 Super-LED® Lighthouse, Amber	237.00
††	F4DLR4	NEW One Single Color Long 12 Super-LED® Lighthouse, Red	237.00

Liberty™ II, SOLO™, 24 VDC, IX Series and Options, Low Current

††	IX4****4	44" Four Single Color Corner Modules, Red, Blue, Amber or White	1584.00
††	IX8****4	48" Four Single Color Corner Modules, Red, Blue, Amber or White	1584.00
††	IX2****4	54" Four Single Color Corner Modules, Red, Blue, Amber or White	1584.00
††	IWDL*4	One Single Color Long 6 Super-LED® Lighthouse, Amber, Blue, Red or White	173.00
††	IWDS*4	One Single Color Short 6 Super-LED® Lighthouse, Amber, Blue, Red or White	120.00
††	ITL124	Two Long 12 Super-LED® Take Down Lights	408.00
††	ITL64	Two Long 6 Super-LED® Take Down Lights	233.00
††	ITS64	Two Short 6 Super-LED® Take Down Lights	233.00
††	IA34	Two Short 6 Super-LED® Alley Lights with 15° Horizontal Adjustment	131.00

Green Products

Refer to Series Section for Options Mounting.

L31 & L32 Super-LED® Beacons, Cast Aluminum Base. Includes Scan-Lock™ Flash Patterns, Hi/Low Power, Cruise and Synchronizer Features.

††	L31HGF	NEW Green with Green Dome, Flat Mount	821.00
††	L32L4F	Green with Clear Dome, Flat Mount	512.00
††	L32LGF	Green, Flat Mount	512.00
††	L32LGM	Green, Magnetic Mount	546.00
††	L32LGV	Green, Magnetic/Suction Mount	548.00

Lightheads, Super-LED® (Unless Specified) with Scan-Lock™ Flash Patterns

††	0SG00MCR	Green Marker/Clearance Light with Clear Lens	49.00
††	2EG00ZGR	NEW 4" Round Series, Extended Lens, Green with Green Lens	204.00
††	40G02ZCR	400 Series, Single Level, Green with Clear Lens	162.00
††	40G02ZGR	400 Series, Single Level, Green with Green Lens	162.00
††	50G02ZCR	NEW 500 Series, Green with Clear Lens	200.00

All models are 12 Volt D.C. only unless otherwise noted above. For other voltages contact factory.

* Replace symbol in model number with letter indicating lens color or LED color desired: **A** = Amber; **B** = Blue; **C** = Clear/White; **R** = Red; **G** = Green

Replace symbol in model number with letter indicating SPLIT lens or LED color desired: **D** = Red/Clear or White; **E** = Blue/Clear or White; **F** = Amber/Clear or White; **H** = Green/Clear or White; **J** = Red/Blue; **K** = Red/Amber; **L** = Red/Green; **M** = Blue/Amber † (to be discontinued, check availability) ‡ (special order, check availability, non-returnable, non-cancelable)

! Indicate length desired: 5 foot, 6 foot, 7 foot or 8 foot \$ Indicates Lower Price

24 VDC, Green Products & Parts

↓ †† - Special Order, Non-Returnable, Non-Cancelable. See "Made-To-Order" Statement on Table of Contents Page of this Price List.

MODEL	DESCRIPTION	LIST
†† 50G02ZGR	NEW 500 Series, Green with Green Lens	200.00
†† 60G02FCR	600 Series, Green with Clear Lens	248.00
†† 60G02FGR	600 Series, Green with Green Lens	248.00
†† 70G02FGR	700 Series, Green with Green Lens	248.00
†† IONG	ION™ Series, Green with Clear Lens	229.00
†† IONSMG	NEW ION™ Series, Surface Mount, Green with Clear Lens	224.00
†† LINZ6G	LINZ6™ Series, Green with Clear Lens	168.00
†† M4G	M4 Series, Green	219.00
†† M6G	M6 Series, Green	271.00
†† M6GC	M6 Series, Green with Clear Lens	271.00
†† M7G	M7 Series, Green	271.00
†† M9G	M9 Series, Green	406.00
†† MCRNSG	NEW Micron™ Series, Surface Mount, Green with Clear Lens	185.00
†† RSG02ZCR	LIN3™ Series, Green with Clear Lens	111.00
†† RSG03ZCR	TIR3™ Series, Green with Clear Lens	111.00
†† VTX609G	Vertex™ Series, Green with Clear Lens	151.00
Lightbars, Mini, Super-LED®		
†† R2LPHPG	NEW Responder® LP Series, Mini Lightbar, LIN6™, Permanent Mount, Green with Green Dome	876.00
†† MC16MCG	NEW Century™ Series, Mini Lightbar, 16", Magnet Mount, Green with Clear Dome	495.00

Replacement Parts, Lens Kits

Lens kit worksheets are available from your local distributor or your authorized managing sales representative.

Edge® Classic, 94 & 96 Series, Lens Kits

†† LENSKIT1	Lens Kit for Classic Edge® Lightbar	260.00
†† LENSKIT2	Lens Kit for Classic Edge® Lightbar	345.00
†† LENSKIT3	Lens Kit for Classic Edge® Lightbar	345.00

Edge® 9M Series, Lens Kits

†† 9MLENKT1	Lens Kit for Edge® 9M Series Lightbar	260.00
†† 9MLENKT2	Lens Kit for Edge® 9M Series Lightbar	345.00
†† 9MLENKT3	Lens Kit for Edge® 9M Series Lightbar	345.00

Edge® Ultra 9U & Freedom Series, Lens Kits

†† 9ULENKT1	Lens Kit for Edge® Freedom® Series Lightbar	260.00
†† 9ULENKT2	Lens Kit for Edge® Freedom® Series Lightbar	345.00
†† 9ULENKT3	Lens Kit for Edge® Freedom® Series Lightbar	345.00

Liberty™ Series Lens Kits, Not for use with 500 Series Alleys

†† SLENKT1	Lens Kit for Liberty™ Series Lightbars for use with LR11 Alley Lights	260.00
†† SLENKT2	Lens Kit for Liberty™ Series Lightbars for use with LR11 Alley Lights	345.00
†† SLENKT3	Lens Kit for Liberty™ Series Lightbars for use with LR11 Alley Lights	345.00

Liberty™ Series Lens Kits, Includes Two LR11 Alley Lights

†† SLENLRK1	Lens Kit for Liberty™ Lightbar, Includes Two LR11 Alley Lights	379.00
†† SLENLRK2	Lens Kit for Liberty™ Lightbar, Includes Two LR11 Alley Lights	469.00
†† SLENLRK3	Lens Kit for Liberty™ Lightbar, Includes Two LR11 Alley Lights	469.00

Replacement Parts, Bulbs For Whelen Lights

Pictorial reference is located at the end of this Price List.

Halogen Bulbs, 12 Volts, Unless Specified, Snap-In, Bulb Only.

†† H27DSN28	27 Watt, 24 Volt, Stop/Tail/Turn	52.00
†† H35DSN12	35 Watt Halogen Dual Filament for Interior Light Only	57.00
†† H35SN24	35 Watt, 24 Volt (Yellow Dot)	52.00

Halogen Bulbs, 12 Volts, H-1

†† H55H112	55 Watts, For Delta™ Rotators, Guardian™ Models G1 and G2 Series	40.00
------------	--	-------

Halogen Bulbs, 12 Volts, Unless Specified, Twist-Lock, Includes Twist-Lock Adapter & Snap-In Bulb.

†† H35HSC12	35 Watt Halogen Bulb for 810 Scene Light	63.00
†† H35ASC24	35 Watt Halogen Bulb for 24 Volt 810 Scene Light	63.00
†† H35DTL12	35 Watt Halogen Bulb, 3 Position Connector for Interior Light Only, Dual Filament	63.00

Strobe Tubes

†† UNI	Universal Flash Tube (Replaces S406, S600, Z360)	121.00
†† 4ELTUBE	400 Series Linear Strobe Tube/Reflector Assembly	139.00
†† 4ECTUBE	4E Series Combination Rear Strobe w/Halogen Lamp Reflector Assembly	209.00
†† 500LTUBE	500 Series Linear Strobe Tube/Reflector Assembly	173.00
†† 58L4TUBE	508E Series Linear Strobe Tube/Reflector Assembly, 4 Screw Lens Design	269.00
†† 81L4TUBE	810E Series Linear Strobe Tube/Reflector Assembly, 4 Screw Lens Design	269.00
†† 6ELTUBE	600/6E Series Linear Strobe Tube/Reflector Assembly	184.00
†† 7ELTUBE	700/7E Series Linear Strobe Tube/Reflector Assembly	184.00
†† 7ECTUBE	7E Series Combination Rear Strobe w/Halogen Lamp Reflector Assembly	209.00
†† 80DTUBE	800D/1200D Series Helix 1-1/2 Turn, 3 Pin Plug-In Base Strobe Tube, Each	120.00
†† 80TUBE	800C/1200C Series Helix 1-1/2 Turn Strobe Tube with black reflector 1200C Series, 800C Series, FHEAD / GHEAD / XHEAD Series	120.00

††	900STUBE	900 Series Non-Linear Strobe Tube/Reflector Assembly	195.00
††	9UTUBE	Edge® 9M/Ultra Corner Tube/Reflector	139.00
††	LFLTUBE	Edge® LFL Corner Tube/Reflector	139.00
††	DIRECTIO	Large Directional Strobe Tube with Reflector (MN200S Style) 9000FF Series, 9000FM, 9801 Series, 9804 Series, 9806 Series, AdvantEdge®+Plus™ Series	164.00
††	FT10A	3-Pin "U" Strobe Tube, Plug-in, VP410 Series, VP415 Series, 2004, 2012, 2015	62.00
††	FT1510	Linear Tube for 1510 Series	58.00
††	FT20A	3-Pin Helix 1-1/2 turn Strobe Tube, Plug-in, VP420 Series, VP422 Series, 2022, G5 & G7 Series	71.00
††	FT25	Flash Tube, 2500 Series Beacons	71.00
††	LINEAR14	Linear Strobe/Reflector Module, Centurion™ Lower Level CL14 Series Strobe, FastTrax™ Front Strobe	139.00
††	LINEAR17	Linear Strobe/Reflector Module, Dash-King™ Series, Centurion™ Lower Level CL17 Series Strobes	139.00
††	M469	1 1/2 Turn Helix Strobe Tube with Reflective Base, V-Head	121.00
††	REPTSSTR	Twin Side Beam™ Dual Strobe Reflector Assembly	216.00
††	SSTUBE	Super Strobe® Helix 1-1/2 turn Strobe Tube and Polished Reflector, DOT6H, S360C/S360D/S360S Series, SS361, SS363, SS364	120.00
††	TURBOASY	Linear Strobe/Reflector Module for "Classic" Edge® and Edge+Plus™	139.00
††	TURB6DUP	Duplex Linear Strobe/Reflector Module for 96 Series Edge® Bars, Dash-King 2000	139.00
††	S30HACP	Clear Strobe Tube Only (Less Cable), Soft Plug-In with Flange	102.00
††	S30HACPD	Clear Strobe Tube Only (Less Cable), Soft Plug-In with Flange, Deutsch® Waterproof Connector	114.00
††	S30HAC	Clear Strobe Tube Only (Less Cable), Flange Mount	102.00
††	S30HAA	Amber Strobe Tube Only (Less Cable), Flange Mount	139.00
††	S30HACD	Clear Strobe Tube Only (Less Cable), Flange Mount, Deutsch® Waterproof Connector	114.00
††	S30HAAD	Amber Strobe Tube Only (Less Cable), Flange Mount, Deutsch® Waterproof Connector	156.00
DOT3® Systems with Deutsch® Waterproof Connectors			
††	REPDIRWD	DOT3® 100 Series Rear Strobe Assembly, Replaces Old Style AMP W.P., (P/N 02-0341827-00C)	190.00
††	REPSTTWD	DOT3® 100/200 Series Brake/Tail/Turn Bulb Assembly, Replaces Old Style AMP W.P., (P/N 34-0061856-00C)	76.00
††	DIRECTWD	DOT3® 100 Series Rear Strobe Assembly with Deutsch® Waterproof Connector	178.00
DOT3® Systems with AMP® Waterproof Connectors			
††	H35TL12W	DOT3® 100/200 Series Back-up Light Assembly	82.00
††	REPDIRWA	DOT3® 100 Series Rear Strobe Assembly	184.00
Snap-In Bulbs			
††	H20SN12	20 Watt (Green Dot) , TA836 Series, TA870A Series, TA837 Series, TA1652H Series, TA1664H Series, BLTA, 97 Edge® Bar Series/All Dual Halogen Models, SSNF™ Series Halogen Lighthoods	31.00
††	H27SN12	27 Watt (Red Dot) , 508 Series, 64 Back Series, 810 Series, 830 Scenelight, AdvantEdge®+Plus™ & Super AdvantEdge®+Plus™ Lightbars, Towman@s™ Lightbars, Edge®+Plus™, B-Link™ Bar Full Size Halogen Modules, Dash-Miser™ Halogen Models	31.00
††	H35SN12	35 Watt (White Dot) , 4000 Motor/Reflector Assembly/Brushless, 52 Series, DOT3® Systems, Edge® California Steady-Burn, RDX Series	31.00
††	H35HSN12	35 Watt, Horizontal Filament (Gold Dot) , GH Series, 64 Series, 73 Series, 97 Scenelight, 5000 Super AdvantEdge®+Plus™	31.00
††	H50SN12	50 Watt, Horizontal Filament (Blue Dot) , 97 Series Scenelight, 9E Series, 7E Series (Flashing Only)	31.00
††	H50ASN12	50 Watt, Halogen Bulb for RB6P, RB6D, B6R and Centurion™ Lightbars	31.00
††	H60SN12	60 Watt, 7E Series, 9E Series, RB6T Series	31.00
††	STOPSN12	Brake/Tail/Turn Light, DOT3® Systems (Incandescent Globe Style)	31.00
Linear Snap-In Flash Tubes			
††	TURBO5	Linear Strobe Tube only for 900, 97 & 9E Linear, and 81E Linear. Snap-In with Stiff Trigger Lead 4.75" Long	72.00
††	TURBO64	Linear Strobe Turbo Tube for 64 Series, Snap-in 6" long, 508 Series Linear, 1997 Edge® Bars, Super AdvantEdge®+Plus™, TA864S	72.00
Bi-Pin Halogen Bulbs			
††	H20W12V	20 Watt, TA4000A, TA9000A Series, TA9000D	16.00
††	H27W12V	27 Watt, 9000 Series Alley Light (Full Size), 9000FM Work Light, CR12/212 Series, GRLHAL, TS200H, TS200C	16.00
††	H35W12V	35 Watt, 4000 Series Motor/Reflector Assembly with Brushes, Val-U-Bar™ Series Motor/Reflector Assembly with Brushes	16.00
††	H50W12V	50 Watt	16.00
Twist-Lock Halogen & Strobe Bulbs			
††	S30TL	Twist-Lock Helix 1-1/2 Turn Strobe Tube, 52 Series Twist-Lock, 56 Series Twist-Lock, 64 Series Twist-Lock, 73 Series Twist-Lock, 9000 Series, 97 Series Twist-Lock, DashMiser™/DashMiser Plus™ Twist-Lock Series, GSF/GSE Series, SBS8S	83.00
††	TA20TL12	20 Watt, 2 Position Connector, TA836A, TA837A, TA838A, TA839A, TA870A, TA1620A, TA1622A	36.00
††	H27TL12	27 Watt, 3 Position Connector, 9000 Series Take-Down and Flashers, DashMiser™/DashMiser Plus™ Halogen Series	36.00
††	H35TL12	35 Watt, 3 Position Connector, GHF/GHE Series, 52 Series Halogen, 64 Series, 64 Series Opti-Scenelight™, 73 Series, 73 Series Opti-Scenelight™	36.00

All models are 12 Volt D.C. only unless otherwise noted above. For other voltages contact factory.

* Replace symbol in model number with letter indicating lens color or LED color desired: **A** = Amber; **B** = Blue; **C** = Clear/White; **R** = Red; **G** = Green

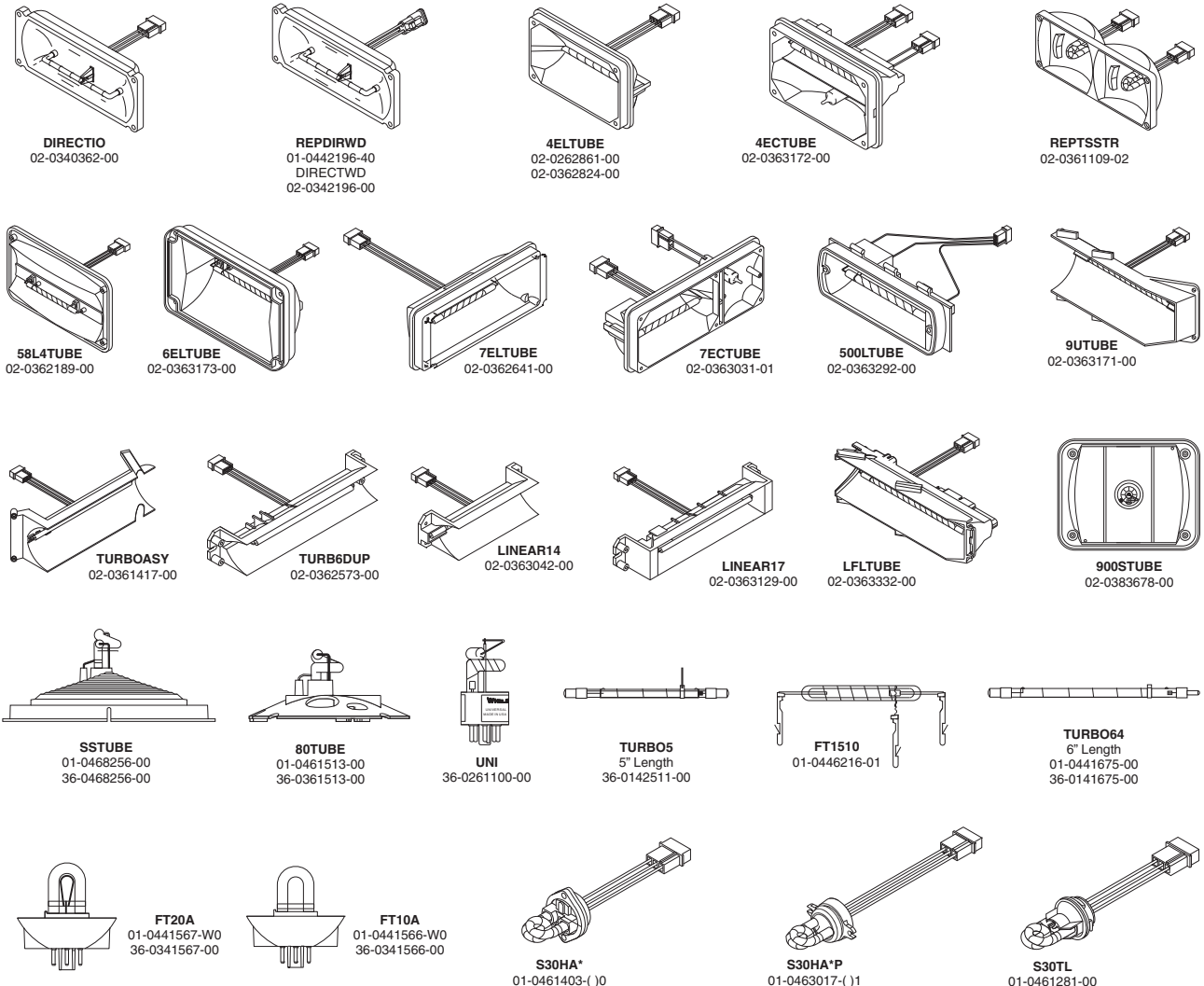
Replace symbol in model number with letter indicating SPLIT lens or LED color desired: **D** = Red/Clear or White; **E** = Blue/Clear or White; **F** = Amber/Clear or White; **H** = Green/Clear or White; **J** = Red/Blue; **K** = Red/Amber; **L** = Red/Green; **M** = Blue/Amber † (to be discontinued, check availability) †† (special order, check availability, non-returnable, non-cancelable)

! Indicate length desired: 5 foot, 6 foot, 7 foot or 8 foot \$ Indicates Lower Price

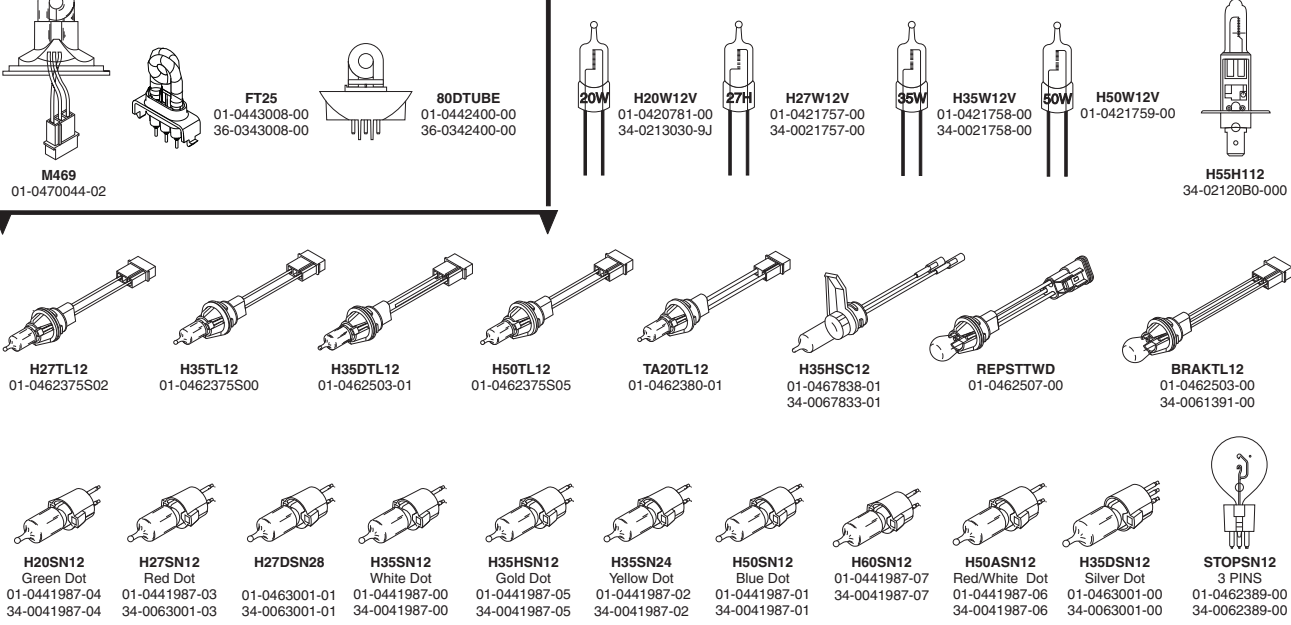
↓ †† - Special Order, Non-Returnable, Non-Cancelable. See "Made-To-Order" Statement on Table of Contents Page of this Price List.

	MODEL	DESCRIPTION	LIST
††	H50TL12	50 Watt, 3 Position Connector, 97 Series, 97 Series Opti-Scenelight™	36.00
††	BRAKTL12	Brake/Tail/Turn, 3 Position Connector, (Incandescent), 52 / 64 / 73 & 97 Series Brake/Tail/Turn (Globe Style, Not Flat Back Style)	36.00

STROBE



HALOGEN & INCANDESCENT



WHELEN® USER DIRECT WARRANTY (FOR AUTOMOTIVE PRODUCTS ONLY)

Whelen Engineering Company, Inc. warrants products of its manufacture against defects in material and workmanship. This is provided that the product has been installed and operated in accordance with the manufacturer's recommendations. During the warranty period (see below) the Factory Repair Center or an Authorized Whelen Repair Center† will repair or replace (at its option) any parts or electronic assemblies of the unit which disclose a defect in material or workmanship. The Repair Center will return the repaired unit, transportation cost prepaid.

The above warranty is between the first purchaser (ultimate user) only and Whelen Engineering Company, Inc. (manufacturer). **No prior authorization is required for returning Whelen products for warranty consideration.** Each Whelen product sold is covered only by the official warranty in effect at time of purchase.

This warranty is not applicable to any Whelen product that has failed from damage as a result of incompatible chemicals (including de-icing or road treatment), cleaning products or due to abuse, misuse, improper installation, excessive voltages, or alterations to the product that affects, in the manufacturer's judgment, intended use and service. Whelen will not be held liable for any incidental or consequential damages, and assumes no responsibility or liability for expenses incurred in the removal and/or re-installation of products requiring service and/or repair; nor the packaging, handling, and shipping to the Factory Repair Center or Authorized Whelen Repair Center†; nor for the handling of products returned from the repair center after service or repair.

There are no other warranties, expressed or implied, including, but not limited to, any implied merchantability or fitness for a particular use. Whelen Engineering Company, Inc. reserves the right to modify this warranty statement at any time; or discontinue, modify, or upgrade any products of its manufacture with design improvements without prior notice.

The use of magnetic or vacuum/suction mounted warning lights mounted on the roof or exterior of a vehicle in motion is at the sole discretion and risk of the user. Whelen Engineering makes no warranties or guarantees of equipment used in this way.

All power plugs/cigar plugs, incandescent and halogen bulbs, polycarbonate/plastic materials, radar products, aviation equipment, industrial products and high power voice/siren systems are not covered by this warranty (see applicable warranty statement).

All Non-Whelen manufactured items that are sold by Whelen are covered by that manufacturer's warranty, and are excluded from this warranty statement (such as, GTT Emitters, batteries). This warranty will be void when using or substituting other than all-genuine Whelen system components, such as remote head assemblies, xenon flash tubes, shielded cables, strobe power supplies, siren amplifiers and siren speakers. This warranty gives you specific rights, and you may also have other rights which vary from state to state.

STANDARD / 2 YEAR WARRANTY

Whelen products are covered by a direct warranty for up to a maximum two years from date of purchase (not to exceed three years from date of manufacture), with proof of purchase. In accordance with the policy statement described herein, the unit may be returned directly to the factory or to an Authorized Whelen Repair Center† for warranty consideration. Whelen siren speakers, when used with a Whelen siren amplifier, are covered by a 2 year warranty from the date of manufacture. Heavy-Duty motor assemblies (so marked) are covered by a direct warranty for up to three years from date of manufacture. For warranty consideration, both the siren speakers and motor assemblies are subject to the conditions and steps described herein.

SIRENS, LED PRODUCT, CONTROL HEADS AND SWITCH BOXES

CenCom®, CanTrol®, 295HFS and 295SLS: Electronic circuit boards are covered by a 5 year warranty.

LED Lightheads, IO Boards, and Flashers: Electronic circuit boards are covered by a 5 year warranty.

295SL100 Series, Howler™, Alpha™, Beta™, Epsilon™, HHS, Gamma™ and WPS series: Electronic circuit boards are covered by a 2 year warranty.

Siren, Traffic Advisor™ Control Heads, and Switch Boxes: Electronic circuit boards are covered by a 2 year warranty.

Mechanical components, ie Switches, relays, microphones, housings, mounting brackets and hardware are covered for 2 years for defect in material or workmanship. All other electronic circuit and IO boards not expressed herein are covered by a 2 year warranty. Warranty starts from date of manufacture.

12 MONTH WARRANTY — BACK-UP ALARMS

Whelen Back-Up Alarms are covered by a 12 month warranty and are subject to the conditions and steps described herein.

WARRANTY — LIGHTBAR POWER SUPPLY

All repairable warranty and non-warranty Edge® style lightbar strobe power supplies will be replaced with a compatible new power supply. If out of initial warranty period but less than 10 years old, the charge will be a flat fee of \$210.00

6 MONTH WARRANTY — STROBE POWER SUPPLIES/FLASH TUBES AND OBSOLETE/DISCONTINUED PRODUCTS

If a Strobe Power Supply, Strobe Flash Tube component or an obsolete/discontinued product of a "Whelen" brand product is returned to Whelen within 6 months of the date which is affixed to the unit, Whelen will repair or replace that unit free of charge ONE TIME ONLY, subject to the conditions and steps herein.

WHELEN ENGINEERING COMPANY OUT-OF-WARRANTY FACTORY REPAIR PROGRAM

If found to be repairable, the Whelen Factory Repair Center (only) will repair Non-Lightbar Electronic Strobe Power Supplies for \$155.00 each. All other repairs (non-strobe) will be \$125.00 per unit. This does not include replacement of any other electro-mechanical parts including flash tubes, polycarbonate domes, motors, or hardware items.

Follow the "Steps To Be Taken For Return" noted below, and include a check or money order. For Whelen products older than 10 years, repair charges will be determined upon examination only (minimum charge is \$255.00). Contact factory service center for further details.

STEPS TO BE TAKEN FOR WARRANTY RETURN:

- 1) Whelen products are to be returned **freight prepaid** to the: Whelen Factory Repair Center Building B, 51 Winthrop Road, Chester, CT 06412-0684; or an Authorized Whelen Repair Center†. Do not ship by bus.
- 2) A copy of the sales receipt must be returned with the defective unit to qualify for warranty coverage from date of purchase.
- 3) Include a short statement explaining the problem.
- 4) Include your name, address, and day-time telephone number.
- 5) Whelen and its Authorized Repair Centers will, via UPS, ship back the repaired unit **freight prepaid**, usually within a few days after its receipt.

WHELEN®
ENGINEERING COMPANY, INC.
51 Winthrop Road, Chester, CT 06412-0684
(860) 526-9504 • www.whelen.com

— EFFECTIVE 12/21/16, REPLACES ALL PREVIOUSLY PUBLISHED SERVICE POLICIES —

† The only AUTHORIZED WHELEN REPAIR CENTER(S) are predetermined by the Whelen Factory via official listing obtained from Whelen Engineering Company, Chester, CT.

* New/Revised

10250AD-091516

© 2016 Whelen.

INDEX

0	16, 19	4EFLANGE	6	70BTT	7	AVNS1*	1
0AC0EDCR	4	4EGRILB	6	70C00VCR	7	AVNS2**	1
0S*00FCR	4	4EGRILP	6	70C00WCR	8	AVNT1BAW	1
0S*00MCR	4	4ELTUBE	45	70C0ELZR	7	AVNT1RAW	1
0S*00SCR	4	4FLANGEB	6	70CREGCS	7, 9	AVNT1RBA	1
0SB00SCR	4	4FSWITCH	21	70F000*R	8	AVNT1RBW	1
0SC0EDCR	4	4TSMAB	6	70G02FGR	45	AVNT2BAW	1
0SG00MCR	44	4TSMAC	6	70K000ZR	8	AVNT2RAW	1
0SU0EDCR	43	4V3*	6	70RA6FCR	7	AVNT2RBA	1
1SWITCH	21	50**2ZCR	6	70RC6FCR	7	AVNT2RBW	1
20C0CDCD	5	50**3ZCR	6	73FKIT	8	B6370**	2
20C0CDCR	5	50*02Z*R	6	795H	24, 33, 36, 37, 41	B63M7**	2
20R00XRR	5	50*03Z*R	6	7CAST3	8	B6MM**P	2
20U0CDCR	43	500LTUBE	45	7ECTUBE	45	B6TM**1P	2
295HFS2	22	50A02SA1	6	7EFLANGE	8	BBKT20	3
295HFS2X	22	50AA2SA2	6	7ELTUBE	45	BBKT30	2
295HFSA7	22	50AC2ZCR	6	7FLANGEB	8	BETA1	22
295HFSC9	22	50AC3ZCR	6	7GCV6LRC	8	BETA112R	20, 22
295HFSDA	22	50BC2ZCR	6	7HTH5FC	8	BETA124R	44
295SDA1	22	50BC3ZCR	6	7HTH5RC	8	BETA2	20, 22
295SDA2	22	50CC2ZCR	6	7HTM5FC	8	BETA2BKT	22
295SL100	22	50CC3ZCR	6	7HTM5RC	8	BETAMIC	22
295SL101	22	50CR2ZCR	6	7PT5R	8	BGH	3
295SL102	44	50CR3ZCR	6	7PTH5F	8	BGL	3
295SLSA1	22	50G02ZCR	44	7PTM5F	8	BRAKTL12	47
295SLSA6	22	50G02ZGR	45	7SCOENZR	7	CALF1	40
295SSA1	22	50S03ZAR	43	7SUENZR	43	CAST3	7
295SSA2	22	50T03ZBR	43	80C00EZR	9	CAST3H	7
2E*00Z*R	5, 20	50W03ZRR	43	80C0EHCR	9	CAST4V	7
2ED00ZCR	5	58L4TUBE	45	80CBEHCR	9	CCSRN3	21
2EE00ZCR	5	5BKT1	6	80CREHCR	9	CCSRN35	21
2EG00ZGR	44	5BRUSH	6	80DTUBE	45	CCSRN36	21
2EJ00ZCR	5	5FLANGEB	6	80TUBE	45	CCSRN3A	22
2F*00Z*R	5, 20	5FLANGEC	6	810CA0ZR	8	CCSRN3F	22
2FLANGEB	5	5FLANGEP	6	810TRIM	8	CCSRN4DA	21
2FLANGEC	5	5G*00F*R	7	81L4TUBE	45	CCSRNT35	22
2G*00F*R	5	5GBKT1	6, 7	86CE1	9	CCSRNT36	22
2GBKT1	6	5GBOXB	7	8WC00EZR	9	CCSRNT3A	22
2GFLANGB	5	5GC00WCR	7	90**5F*R	8	CCSRNT3F	22
2GFLANGC	5	5GC0CCCR	7	90**5S*R	8	CCSRNT4F	21
2GROMMET	5, 6	5GFLANGB	7	900STUBE	46	CCSRNT4G	21
2SWITCH	21	5GFLANGC	7	90A00TAR	8	CCSRNTA3	22
3FLANGEC	5	5GM2LRC	6	90BTT	8	CCTRIM	22
3GROMMET	5	5GROMMET	6	90BT14	43	CDT6A	40
3PC0C0CD	13	5IM2LRC	6	90E000ZR	8	CE4****	40
3S*00F*R	5	5LSMAB	6	90F000*R	8	CE8****	40
3SBCCDCR	5	5LSMAC	6	90FLANGB	8	CEDLX*	40
3SC0CDCR	5	5TSMAB	6	90FLANGC	8	CEDLXA	40
3SR0CDRR	5	5TSMAC	6	90J000CR	8	CETAL5	40
3SRCCDCR	5	5V*02Z*R	6	90RA5FCR	8	CETAT8	40
3SWITCH	21	5V1*	6	90RB5FCR	8	CL25C	9
40**5SCR	6	5V3*	6	90RC5FCR	8	CTLS1	40
40*02Z*R	6	60*02F*R	7	97FKIT	8	CWOBAAAA	40
40A00AAR	6	60*02S*R	7	9EFLANGE	8	D2**	1
40BTT	6	60A00TAR	7	9FLANGEB	8	D4****	1
40BUH	6	60BR6FCR	7	9MLENKT1	45	D6*****	1
40BUV	6	60BTT	7	9MLENKT2	45	D8\$\$\$\$\$0	1
40C00VCR	6	60C00VCR	7	9MLENKT3	45	DBKT3	1
40G02ZCR	44	60C00WCR	7	9SCOENZR	8	DBKT4	1
40G02ZGR	44	60C0EHCR	8	9SU0ENZR	43	DBKT5	2
43LENS*	2	60C0EJCS	8	9ULENKT1	45	DELTA C5	25
45795H	41	60C0ELZR	8	9ULENKT2	45	DELTA C6	25
45ADDAST	41	60CBEGCS	9	9ULENKT3	45	DELWCCP	33, 34, 35, 39
45ADDHAL	41	60CREGCS	8	9UTUBE	46	DH2000*	3
45ADDSTR	41	60F000*R	7	AFL530	4	DIRECTIO	46
45ADL8*	41	60G02FCR	45	AFM1660	4	DIRECTWD	46
45ADLS8*	41	60G02FGR	45	AFM560	4	DL2000*	3
45ADRB*	41	60J000CR	7	ALPHA1	22	DP2**	1
45ADROTA	41	60K000XR	7	ALPHA12S	22	DP4****	1
45ALOAD	41	60K000YR	7	ALPHA2	22	DP6\$\$\$\$\$0	1
45B±±	40, 41	60RA6FCR	7	ALPHA24R	44	DP8\$\$\$\$\$0	1
45B±±	40, 41	60RC6FCR	7	ALPHA24S	44	EPSL1	22
45B52*	40	60U0EHCR	43	ALPHA3	22	EPSL2S6	22
45B52	40	60U0EJCS	43	ALPHA4	22	EPSL2S9	22
45CL*	41	60X000RR	7	ALPHA5	22	F09PC	8
45DLCNNTA	41	60X000TR	7	ALPHASL	20, 22	F18PC	8
45DLCNTR	41	64FKIT	7	AVN1#	1	F27PC	8
45DLOUTA	41	6EFLANGE	7	AVN1*	1	F36PC	8
45DLOUTR	41	6EHDLTMK	7	AVN2**	1	F40BAAAA	40
45FL*	41	6ELTUBE	45	AVN2LRBB	1	F41CNT*	34
45KFH	41	6FLANGEB	7	AVN2LRRB	1	F41CNTX	34
45KFL	41	6RB*	7	AVN2LRRR	1	F42CNT*	34
45KRH	41	6RB*C	7	AVN2LRRR	1	F42CNTX	34
45KRL	41	6SC0ENZR	7	AVNBKT1	1	F42END#	33
45FLASH	41	70*02F*R	7	AVNBKT2	1	F42END*	33
45LRLOAD	41	70*02S*R	7	AVNBKT3	1	F42ENDX	34
45TA	41	70A00TAR	8	AVNBKT4	1	F4500S	33
4ECTUBE	45	70BR6FCR	7	AVNBKT5	1	F4500ST	33

F45PC	8	FRDSCBL	34	HWLFE13	21	IDTRAY6	32
F4795H	33	FT10A	46	HWLFT11	21	IDTRAY8	32
F4795HT	33	FT1510	46	HWLRB11	21	IE34UR8	32
F48END#	34	FT20A	46	HWLRB13	21	IE35LR8	32
F48END*	34	FT25	46	HWLRB14	21	IE35LRZ	32
F48ENDX	34	G321	35	HWLRB18	21	IE37LR8	32
F4A3	33	G322	35	HWLRB19	21	IE37LRZ	32
F4A6	33	G323	35	HWLRB2	21	IE38LR8	32
F4B****P	27	G324	35	HWLRB20	21	IE38LRZ	32
F4CF*	33	G325	35	HWLRB21	21	IE45UR8	32
F4DIVIDX	28, 34	G326	35	HWLRB22	21	IE46LR8	32
F4DL#	33	G341	35	HWLRB23	21	IE46LRZ	32
F4DL*	28, 33	G342	35	HWLRB4	21	IED#	32
F4DLA4	44	G343	35	HWLRB7	21	IES*	31
F4DLR4	44	G344	35	HWLUNI	21	IETBCA	32
F4DS#	33	G345	35	I2#	9	IETRBA	32
F4DS*	33	G346	35	I2SM#	9	IETRBC	32
F4DSCBL	33	G381	35	I321	38	IETRCA	32
F4EDLA	40	G382	35	I322	38	IG2****	36
F4G*0*0F	27	G383	35	I323	38	IG8****	36
F4LF*	33	G384	35	I324	38	IH2****	36
F4M****M	27	G385	35	I325	38	IH8****	36
F4M****P	27	G386	35	I326	38	IHDC*	36
F4M*0*0F	27	GAMMA2	22	I341	38	IJ2####	37
F4M1111P	44	GB2####	34	I342	38	IJ2****	37
F4M5555P	44	GB2****	34	I343	38	IJ2END#	36, 37
F4MA3	28	GB2ENDX	34, 35	I344	38	IJ2ENDX	37, 38
F4MA6	28	GB4####	34	I345	38	IJ500S	36, 37
F4MEND#	28	GB4****	34	I346	38	IJ500ST	36, 37
F4MEND*	28	GB8####	34	I381	38	IJ795H	36, 37
F4MENDX	28	GB8****	34	I382	38	IJ795HT	36, 37
F4MTATL3	28	GB8ENDX	34, 35	I383	38	IJ8####	37
F4MTATL6	28	GBA	35	I384	38	IJ8****	37
F4MTL6	28	GBA	34	I385	38	IJ8END#	36, 37
F4N0QLED	40	GBAW#	34	I386	38	IJ8ENDX	37
F4N0VLED	40	GBAW*	34	I3JA	9	IJCNT*	36, 37
F4N2QLED	40	GBCF*	34, 35	I3JC	9	IJCNTX	37, 38
F4N2VLED	40	GBCNTX	34, 35	I3KC	9	IJDC#	36, 37
F4N7QLED	40	GBDIVIDX	34, 35	I3MC	9	IJDC*	37
F4N7VLED	40	GBDL#	34	I3SMJA	9	ILF*	36, 37
F4NMINI	40	GBDL*	34	I3SMJC	9	INSTLRDX	27
F4R0****	34	GBDS#	34	I3SMKC	9	ION#	9
F4R2****	34	GBDS*	34	I3SMMC	9	ION*	9
F4R3TS	34	GBDSCBL	34, 35	IA3	36, 37	IONBKT1	10
F4R6TL	34	GBLF*	34, 35	IA34	44	IONBKT2	10
F4R6TS	34	GBSF*	34, 35	IB2####	37	IONBKT4	10
F4R7****	34	GBTL	34, 35	IB2****	37	IONBKT5	10
F4RA3	34	GBTS	35	IB4####	37	IONBKT6	10
F4RA6	34	GBTS	34	IB4****	37	IONBKT7	10
F4RB*	28, 34	GS2****	35	IB4ENDX	37, 38	IONG	45
F4RDL*	28, 34	GS4****	35	IB8####	37	IONGROM	10
F4RDS*	34	GS8****	35	IB8****	37	IONHD1L	20
F4RDSC72	34	GSAW*	35	IB8ENDX	37, 38	IONHD1R	20
F4RFLASH	34	GSDL*	35	IBCNTX	37, 38	IONK1B	10
F4RWA#	33	GSDS*	26, 35	IBDIVIDX	37, 38	IONPEDB	10
F4RWA*	28	GSPHOTO	34, 35	IBDL#	36, 37	IONSM#	9
F4SF*	33	GSTL*	35	IBDL*	37	IONSM*	9
F4TL6	33	GSTS*	35	IBDS#	36, 37	IONSM*4	43
F4TS6	33	GT9****M	26	IBDS*	37	IONSMG	45
F4W0****	33	GT9****P	26	IBDSCBL	36, 37	IONSV1*	10
F4W2****	33	GT9****V	26	IBTS3#	37	IONSV1*C	10
F4W4****	33	GTA	26	IBTS3*	37	IONSV1*W	10
F4W7****	33	GTTS	26	IBTS6#	37	IONSV3*	10
F4W8****	33	GTTSA	26	IBTS6*	37	IONSV3*C	10
F4WA*	33	H20SN12	46	ICF*	36, 37	IONSV3*W	10
F4WBTT	33	H20W12V	46	ID08UF6P	31	IONV1*	10
F4WPHOTO	33	H27DSN28	45	ID08UFX	31	IONV1*W	10
F4X0****	33	H27SN12	46	ID34UF6P	31	IONV3*	10
F4X2****	33	H27TL12	46	ID34UFX	31	IONV3*W	10
F4X4****	33	H27W12V	46	ID35UF6P	31	ISF*	36, 37
F4X7****	33	H35ASC24	45	ID35UFX	31	ISTRAY10	31
F4X8****	33	H35DSN12	45	ID37UF6P	31	ISTRAY6	31
F4XBTT	33	H35DTL12	45	ID37UFX	31	ISTRAY8	31
F4XPHOTO	33	H35HSC12	45	ID38UF6P	31	ISTRAYT	31
F4XTACBL	33	H35HSN12	46	ID38UFX	31	IT9****M	27
F4XTACTL	33	H35SN12	46	ID39UF6P	31	IT9****P	27
F54PC	8	H35SN24	45	ID39UFX	31	IT9****V	27
F63PC	8	H35TL12	46	ID42UF6P	31	ITA	27
FDFP11*R	5	H35TL12W	46	ID42UFX	31	ITL12	36, 37
FDFP11JR	5	H35W12V	46	ID43UF6P	31	ITL124	44
FEDC06*R	5	H50ASN12	46	ID43UFX	31	ITL3	36, 37
FEDC06DR	5	H50SN12	46	ID44UF6P	31	ITL6	36, 37
FEDC06ER	5	H50TL12	47	ID44UFX	31	ITL64	44
FEDC06JR	5	H50W12V	46	ID45UF6P	31	ITS3	36, 37
FEFP11*R	5	H55H112	45	ID45UFX	31	ITS6	36, 37
FEFP11DR	5	H60SN12	46	ID46UF6P	31	ITS64	44
FEFP11ER	5	HHS2200	22	ID46UFX	31	ITTRAY10	32
FEFP11JR	5	HOWLER	21	ID47UF6P	31	ITTRAY6	32
FLBULK18	33	HWLCC11	21	ID47UFX	31	ITTRAY8	32
FLED**	2	HWLDC15	21	IDTRAY10	32	ITTS	27

INDEX

IT TSA	27	IX45UF6P	29	L22H*V	3	M2W#	11
IW08UF6P	30	IX45UF6P	29	L22L*M	3	M2W*	11
IW08UF6P	30	IX45UF6P	29	L22L*P	3	M2W*24	43
IW0BAAAA	40	IX46UF5P	28	L22L*P4	3, 43	M2W*C	11
IW2****	36	IX46UF6P	28	L22L*V	3	M2W*C24	43
IW34UF6P	30	IX46UF6P	29	L31H*F	2	M4#####	20
IW34UF6P	30	IX46UF6P	29	L31H*F4	2, 43	M4#	11
IW35UF6P	30	IX47UF5P	29	L31H*F5P	2	M4*****	20
IW35UF6P	30	IX47UF6P	29	L31H*V	2	M4*	11
IW37UF6P	30	IX47UF6P	29	L31HAFCA	2	M4*24	43
IW37UF6P	30	IX47UF6P	29	L31HAMCA	2	M4*C	11
IW38UF6P	30	IX8****	36	L31HAVCA	2	M4*CS	11
IW38UF6P	30	IX8****4	44	L31HGF	44	M4*S	11
IW39UF6P	30	IXBTTLED	36	L31HRFN	2	M469	46
IW39UF6P	30	IXD\$\$\$\$0	30	L32L*F	2	M4B6B	20
IW4****	36	IXP\$\$\$\$0	30	L32L*F4	2, 43	M4B6CHRG	20
IW42UF6P	30	IXPHOTO	36	L32L*M	2	M4B6L	20
IW42UF6P	30	JALF1	38	L32L*V	2	M4B6R	20
IW43UF6P	30	JBTTLED	39	L32L4F	44	M4BRUSH	11
IW43UF6P	30	JBULK18	39	L32LGF	44	M4BSEP	20
IW44UF6P	30	JC0****	39	L32LGM	44	M4CT15B	11
IW44UF6P	30	JC2****	39	L32LGV	44	M4DW*	11
IW45UF6P	30	JC4****	39	L360BGB	2	M4DWJ	11
IW45UF6P	30	JC8****	39	L360PMKT	2, 3	M4FB	11
IW46UF6P	30	JCTLS1	39	L40BG	4	M4FC	11
IW46UF6P	30	JCTLS12	39	L41*M	4	M4FC400	11
IW47UF6P	30	JCTLS1D	39	L41*P	4	M4FF15B	11
IW47UF6P	30	JDC*	28, 38, 39, 40	L41*V	4	M4G	45
IW8****	36	JDH*	28, 38, 39	L51*M	3	M4TB15B	11
IWBTTLED	36, 37	JDL#	38	L51*P	3	M4TM15B	11
IWD\$\$\$\$00	30, 31	JDL*	38, 39	L53AM	4	M4V2*	11
IWDL*	36, 40	JDLF**	38	L53AP	3	M6#	11
IWDL*4	44	JDSCBL	39	L6BKT2	17	M6*	11
IWDS*	27, 36, 40	JEO****	39	L6BKT3	18	M6*24	43
IWDS*4	44	JE0NFPA	40	LEDLOAD	4	M6*C	11
IWDTRAY1	32	JE2****	39	LENSKIT1	45	M6*C24	43
IWDTRAY6	32	JE2NFPA	40	LENSKIT2	45	M6*CS	11
IWDTRAY8	32	JE4****	39	LENSKIT3	45	M6*S	11
IWP\$\$\$\$0	31	JE8****	39	LF35	16	M6BRUSH	11
IWP\$\$\$\$00	31	JF0BAAAA	40	LF35A	16	M6BTT	11
IWPHOTO	36, 38	JF0DAAAA	40	LF35BASE	16	M6BTT24	43
IWSTRAY1	31	JF0FAAAA	40	LF35CB12	16	M6BUW	11
IWSTRAY6	31	JF0TAAAA	40	LF35CBAC	16	M6BUW24	43
IWSTRAY8	31	JHALF1	39	LF35CBAE	16	M6FB	11
IWSTRAYT	32	JHBTTLLED	39	LF35E	16	M6FC	11
IWTACBL	36	JHCTAL1	39	LFLTUBE	46	M6FC600	11
IWTACNTL	36	JHCTAL1D	39	LINEAR1	46	M6FCV2	11
IWTS3*	36	JHCTLS1	39	LINEAR17	46	M6FCV3	11
IWTS6*	36	JHCTLS1D	39	LINSV2*	17	M6FCV4	11
IX08UF5P	30	JHFLASH	39	LINSV2*X	17	M6G	45
IX08UF6P	30	JHTDALL1	39	LINV2*	17	M6GC	45
IX08UF6P	30	JHTLS2	39	LINV2*X	17	M6HDLMTK	11
IX08UF6P	30	JTA2W	39	LINZ6#	17	M6P15B	11
IX2****	36	JTACBL	39	LINZ6*	17	M6P15C	11
IX2****4	44	JTACNTL	39	LINZ6*24	43	M6PT5R	12
IX34UF5P	29	JTDLED1	39	LINZ61	17	M6PTH5F	12
IX34UF6P	29	JTDLED2	39	LINZ62	17	M6PTM5F	12
IX34UF6P	29	JTLS1	38	LINZ65	17	M6T	11
IX34UF6P	29	JV2****	38	LINZ6FC	17	M6T24	43
IX35UF5P	29	JV4****	38	LINZ6G	45	M6V2*	11
IX35UF6P	29	JV8****	38	LSK	3	M6V2*C	11
IX35UF6P	29	JWLLED2	39	LSVBKT13	18	M6WLENX	12
IX35UF6P	29	JXALF*L	39	LSVBKT34	18	M6ZC	11
IX37UF5P	28	JXALF1L	39	LSVBKT35	18	M6ZC24	43
IX37UF6P	28	JY2****	38	LSVBKT37	18	M7#	12
IX37UF6P	28	JY4****	38	LSVBKT38	18	M7*	12
IX37UF6P	28	JY8****	38	LSVBKT42	18	M7*24	43
IX38UF5P	29	L10H#P	3	LSVBKT44	18	M7*C	12
IX38UF6P	29	L10HAM	3	LSVBKT45	18	M7*CS	12
IX38UF6P	30	L10HAP	3	LSVBKT47	18	M7*S	12
IX38UF6P	29	L10HAP4	3, 43	M05ZB	20	M7BKT1	12
IX39UF5P	30	L10HAV	3	M05ZJ	20	M7BRUSH	12
IX39UF6P	30	L10HCP	3	M05ZJ2	20	M7FB	12
IX39UF6P	30	L10L#P	3	M05ZR	20	M7FC	12
IX39UF6P	30	L10LAM	3	M06MB	20	M7FC700	12
IX4****	36	L10LAP	3	M06MJ	20	M7G	45
IX4****4	44	L10LAP4	3, 43	M06MJ2	21	M7WLENX	12
IX42UF5P	29	L10LAV	3	M06MR	21	M7ZC	12
IX42UF6P	29	L10LCP	3	M1BATT	20	M7ZC24	43
IX42UF6P	29	L21H*M	3	M1GROUND	20	M9#	12
IX42UF6P	29	L21H*P	3	M2#	10	M9*	12
IX43UF5P	29	L21H*P4	3, 43	M2*	10	M9*24	44
IX43UF6P	29	L21H*V	3	M2*24	43	M9*C	12
IX43UF6P	29	L21L*M	3	M2*C	10	M9*CS	12
IX43UF6P	29	L21L*P	3	M2FB	11	M9*CZ	12
IX44UF5P	29	L21L*P4	3, 43	M2FC	11	M9*S	12
IX44UF6P	29	L21L*V	3	M2GROM	11	M92#	12
IX44UF6P	29	L22H*M	3	M2KTHD1	20	M9BRUSH	12
IX44UF6P	29	L22H*P	3	M2PEDB	11	M9BTTX	12
IX45UF5P	29	L22H*P4	3, 43	M2PEDC	11	M9BUW	12

M9FB	12	MKEZ51	42	P36SLC	13	PFBS6S	14
M9FC	12	MKEZ55	42	P36SLCHG	13	PFLASH	15
M9FC900	12	MKEZ60	42	P46FL*	14	PFP1	15
M9FCZ900	12	MKEZ61	42	P46FLCX	14	PFP14	44
M9G	45	MKEZ61L	42	P46HHS	14	PFP1AC	15
M9HTH5FC	12	MKEZ62	41	P46HHS4	44	PFP1AP	15
M9HTH5RC	12	MKEZ63	41	P46S2*	14	PFP1AP1	15
M9HTM5FC	12	MKEZ69	41	P46S2*3	14	PFP1F41	16
M9HTM5RC	12	MKEZ7	40, 42	P46S2X	14	PFP1F42	16
M9JCZ	12	MKEZ70	41	P46S2X2	14	PFP1LP	15
M9LZC	12	MKEZ71	41	P46S3*H	14	PFP1P	15
M9T	12	MKEZ73	41	P46SLC	14	PFP1P04	44
M9V2*	12	MKEZ74	42	P46SLCHG	14	PFP1P1	15
M9V2*C	12	MKEZ76L	42	P46SLCX	14	PFP2	15
M9VFC900	12	MKEZ79	41	P46WL*	14	PFP24	44
MBADPT14	20	MKEZ81	41	P46WLCX	14	PFP2AC	15
MBCC11**	13	MKEZ82	41	PAH112	23	PFP2AP	15
MBCC11JJ	13	MKEZ83	42	PAP112	23	PFP2AP1	15
MBCT15**	13	MKEZ85	41	PAPEXT15	23	PFP2F41	16
MBCT15JJ	13	MKEZ86	41	PAR28*	5	PFP2F42	16
MBDC11**	13	MKEZ88	42	PAR28D*	5	PFP2P	15
MBDC11JJ	13	MKEZ89	42	PAR28D	5	PFP2P1	15
MBFT11**	13	MKEZ90	41	PAR28DJ	5	PFP4AWB	16
MBFT11JJ	13	MKEZ91	41	PAR28E	5	PFP4AWP	16
MBFX11**	13	MKEZ93	41	PAR28J	5	PFP4AWP1	16
MBFX11JJ	13	MKEZ94	42	PBA103	15	PFS1	15
MBPI06**	13	MKEZ95	41	PBA106U	15	PFS14	44
MC11M*	26	MKEZ96	41	PBA203	15	PFS14P	44
MC11P*	26	MKEZ97	42	PBA206U	15	PFS14P1	44
MC11S*	26	MKLP29	43	PBAINTC	15	PFS1F41	16
MC16M*	26	MKLP38	42	PBAPEDA	15	PFS1F42	16
MC16MCG	45	MKLP7	43	PBAPEDAL	15	PFS1P	15
MC16MF	26	MKLP70	42	PBAPEDD	15	PFS1P1	15
MC16MJ	26	MKLP76	42	PBAPEDDL	15	PFS2	15
MC16P*	26	MKLP81	42	PC1	21	PFS24	44
MC16PF	26	MKLP82	42	PC2	21	PFS24P	44
MC16PJ	26	MKLP83	42	PC3	21	PFS24P1	44
MC16S*	26	MKLP86	42	PCC10W	21	PFS2F41	16
MC16SF	26	MKLP88	42	PCC10W1	21	PFS2F42	16
MC16SJ	26	MKLP90	42	PCC4W	21	PFS2P	15
MC16V*	26	MKLP91	42	PCC6W	21	PFS2P1	15
MC16VF	26	MKLP93	42	PCC6W1	21	PLAST3V	7
MC16VJ	26	MKLP95	42	PCC8R	21	PLAST4V	7
MC23M*	26	MKLP97	42	PCCS9LW	21	PLAST4VL	7
MC23P*	26	MKLPQDU	43	PCCS9RW	21	PROGRAM1	4
MC23S*	26	MMK	3	PCP2AFS	15	PS*00F*R	17
MC23V*	26	MPB4B	44	PCP2AP	15	PSB00FBR	17
MCFLED2*	12	MPB4W	44	PCP2AP1	16	PSBKT1	17
MCRNB1	13	MPBB	14	PCP2ASF	15	PSBKT451	17
MCRNB2	13	MPBW	14	PCP3	15	PSBP12	14
MCRNS#	12	MPP4W	44	PCP3A	15	PSBP12C	14
MCRNS#X	13	MPPB	14	PCP3AP	16	PSBP6	14
MCRNS*	12	MPPBBS	14	PCP3AP1	16	PSBP6C	14
MCRNS*4	44	MPPBCS	14	PCP3P	16	PSBS12	14
MCRNS*X	13	MPPW	14	PCP3P1	16	PSBS12C	14
MCRNSC#	13	MPPWCS	14	PCPSM1B	16	PSBS12S	14
MCRNSC*	13	MPR15B	14	PCPSM1C	16	PSBS6	14
MCRNSG	45	MPR15W	14	PCPSM2AB	16	PSBS6C	14
MCRNT#	13	MPR4W	44	PCPSM2AC	16	PSBS6S	14
MCRNT#X	13	MPRB	14	PCPSM2B	16	PSC00FCR	17
MCRNT*	13	MPRW	14	PCPSM2C	16	PSC0ADCR	17
MCRNT*X	13	MXCC11**	13	PEIMCT13	4	PSC0CDCR	17
MCSLED2*	12	MXCC11JJ	13	PEIMFI13	4	PSL1B	16
MIRROR15	4	MXCT15**	13	PELCB	14	PSL1BB	16
MIRROR20	2, 3	MXCT15JJ	13	PELCB4	44	PSL1P	16
MJTDALL1	28	MXDC11**	13	PELCC	14	PSL1PB	16
MJY****M	28	MXDC11JJ	13	PELCC4	44	PSL1R	16
MJY****P	28	MXFT11**	13	PF #F4#	33	PSL1R5	16
MJY****V	28	MXFT11JJ	13	PFA1	15	PSL1R5B	16
MK20S	40, 42	MXFX11**	13	PFA1F41	16	PSL1RB	16
MK7SS2	42	MXFX11JJ	13	PFA1F42	16	PSL2	16
MK7SS4	42	NOTE	42, 43	PFA1LP	15	PSL2B	16
MK8H	40, 42	NP3BB	14	PFA1P	15	PSL2BB	16
MK9S	40, 42	NP3BW	14	PFA1P04	44	PSL2BLK	16
MKAJ62	41	NP6B4B	44	PFA1P1	15	PSL2P	16
MKAJ7	42	NP6B4W	44	PFA2	15	PSL2PB	16
MKAJ71	41	NP6BB	14	PFA2F41	16	PSL2R	16
MKAJ81	41	NP6BW	14	PFA2F42	16	PSL2R5	16
MKAJ94	42	NPBKT1	14	PFA2P	15	PSL2R5B	16
MKEA29	42	NPBKT2	14	PFA2P1	15	PSL2RB	16
MKEA69	41	OE34UR6	32	PFBP12	13	PSP1	15
MKEA70	41	OE34UR6T	32	PFBP12C	13	PSP1AC	15
MKEA76	42	OE45UR6	32	PFBP12C4	44	PSP1ALP	15
MKEA81	41	OE45UR6T	32	PFBP6	13	PSP1AP	15
MKEA84	41	OEMCRN*	32	PFBP6C	13	PSP1AP1	15
MKEA94	42	OEMCRN*X	32, 33	PFBS12	14	PSP1LP	15
MKEZ29	42	OEMCTA*	32	PFBS12C	14	PSP1P	15
MKEZ38	42	OEMCTA*X	32	PFBS12S	14	PSP1P1	15
MKEZ38L	42	P28FX11	5	PFBS6	14	PSR00XRR	17
MKEZ45	41	P36HHS	13	PFBS6C	14	PSRAXCR	17

INDEX


PSTANK	17	RMKAJ#	42	SLPMM**	2	TCRHT1	26
PT360F	13	RMKEA29	42	SMLLAA	2	TCRHT2	26
PT360FW	13	RMKEZ#	42	SMLLBB	2	TCRHT3	26
PT360P	13	RMKEZ29	42	SMLLBC	2	TCRHT4	26
PT360PW	13	RMKEZ7	42	SMLLBR	2	TCRHT5	26
PTP1	15	RMKLP#	43	SMLLCR	2	TCRHT6	26
PTP1LP	15	RMKLPQDU	43	SMLLR	2	TCRL**	26
R1\$\$\$00	27	RP34	32	SP123BMC	23	TCRL*	25
R10HDM*	27	RP45	32	SPT5D	24	TCRLBKT	26
R10HDP*	27	RPHOTO	4	SPT5P	24	TCRLRBC	26
R10HDV*	27	RS*02ZCR	17, 19	SPT5TEMP	24	TDP\$\$\$00	25
R1LPHM*	27	RS*03ZCR	17, 19	SPTWI*	24	TFLANGEB	5
R1LPHP*	27	RSG02ZCR	45	SSFFP16	4	TFLANGEC	5
R1LPHV*	27	RSG03ZCR	45	SSFPOS	4	TGROM2	5
R1LPM*	27	RV*03ZCR	17, 19	SSFOSI6	4	TIONBKT1	10
R1LPMF	27	S30HAA	46	SSTUBE	46	TIONBKT2	10
R1LPP*	27	S30HAAD	46	STOPSN12	46	TIONBKT3	10
R1LPPF	27	S30HAC	46	STPEA69	42	TIONBKT4	10
R1LPV*	27	S30HACD	46	STPEA70	42	TIONFC	10
R1LPVF	27	S30HACP	46	STPKT#	42	TLI#	10
R2\$\$\$00	27	S30HACPD	46	STPKTQDU	43	TLI#X	10
R2LPHM*	27	S30TL	46	STPLP#	43	TLI*	10
R2LPHP*	27	SA314A	23	SUBI3T12	38	TLI*X	10
R2LPHPG	45	SA314B	23	SUBI3T6L	38	TLI2#	10
R2LPHV*	27	SA315P	23	SUBI3T6S	38	TLI2#X	10
R2LPM*	27	SA31I01D	24	T0*00M*R	4	TURB6DUP	46
R2LPMMA4	27, 44	SA31I01P	24	T0CACCCR	4	TURBO5	46
R2LPP*	27	SA340STS	24	TA125NF1	25	TURBO64	46
R2LPPA4	27, 44	SA340TS	24	TA125NF2	25	TURBOASY	46
R2LPV*	27	SA350M	20, 24	TA165NF1	25	UFM8	4, 19
R316**F	4	SA350MB1	20, 24	TA165NF2	25	UHF2150A	4
R316**M	4	SA350MH	20	TA166AL5	25	ULF44	4
R316**V	4	SABKT1	23	TA20TL12	46	UNI	45
R316*F	4	SABKT21	23	TAC815	25	V23*TPB	18
R316*M	4	SABKT24	23	TAC830	25	V23*TPBX	18
R316*V	4	SABKT9	23	TAC850	25	V23*TPC	18
R416**F	4	SAK1	23	TACF85**	25	V23*TPCX	18
R416**M	4	SAK23	23	TACF85	25	V23P20B	18
R416**V	4	SAK24	23	TACTL5	25	V23P20C	18
R416*F	4	SAK25	23	TACTL6	25	V23PEDB	18
R416*M	4	SAK32	23	TAD6	1, 24	V23PEDC	18
R416*V	4	SAK34	23	TAD8**	1, 24	VHB609#	19
R4B***P	28	SAK37	23	TAD8	1, 24	VHB609*	19
R4B*0*0P	28	SAK38	23	TADCTL1	2, 25	VMCC11**	13
R4BA3	28	SAK40	23	TADF6	25	VMCT15**	13
R4BA6	28	SAK41	23	TADF8	25	VMDC11**	13
R4BEND#	28	SAK42	23	TADP6	1, 24	VMFT11**	13
R4BEND*	28	SAK43	23	TADP8**	1, 24	VMFX11**	13
R4BENDX	28	SAK44	23	TADP8	1, 24	VTX3609#	19
R4BFLASH	28	SAK45	23	TADP8FT	24	VTX3609*	19
R4BTL6	28	SAK46	23	TADSW1	2, 25	VTX609#	19
RB6T*P	2	SAK47	23	TADSW2	2, 25	VTX609*	19
RBKT1	18	SAK48	23	TAL65	24	VTX609*4	44
RBKT10	18	SAK49	23	TAL85	24	VTX609G	45
RBKT12	18	SAK5	23	TAM63	24	VTXD609#	19
RBKT14	18	SAK50	23	TAM65	25	VTXD609*	19
RBKT16	18	SAK51	23	TAM83**	24	VTXFB	19
RBKT17	18	SAK52	23	TAM83	24	VTXFC	19
RBKT18	18	SAK53	23	TAM85**	25	VXCC11**	13
RBKT19	18	SAK54	23	TAM85	25	VXCT15**	13
RBKT2	18	SAK55	23	TANBKT1	25	VXDC11**	13
RBKT4	18	SAK56	23	TANF65	24	VXFT11**	13
RBKT6	18	SAK57	23	TANF85**	25	VXFX11**	13
RBKT7	18	SAK58	23	TANF85	25	W20SS	24
RBKTHD1	18, 19	SAK59	23	TAZ66	24	W20SSRK	24
RBKTHD2	18, 19	SAK60	23	TAZ86**	24	WBUA107	24
RBKTHD3	18, 19	SAK9	23	TAZ86	24	WBUA112	24
RBKTHD3D	19	SD210R	24	TCRB34	26	WBUA112C	24
RBKTHD4L	18, 19	SD210RX	24	TCRB35	26	WBUA97	24
RBKTHD4R	18, 19	SD370	24	TCRB37	26	WCC9	21
RBKTHD5	18, 20	SFION*	2	TCRB38	26	WCC92	21
RBKTHD6	18, 20	SFIOND	2	TCRB39	26	WCC92SUB 33, 34, 35, 37, 38	21
RBKTHD7	18, 20	SFIONE	2	TCRB42	26	WCC9SM	21
RBKTHD8	18, 20	SFIONJ	2	TCRB44	26	WCC9SUB	39
RBKTHD9	20	SK01**	17	TCRB45	26	WION#	9
RDLPPAB	27	SK01JJ	17	TCRB45A	26	WION*	9
RDxmm90	27	SK01V3**	17	TCRB46	26	WIONSC*4	43
REPDIRWA	46	SK01W**	17	TCRB47	26	WIONSM#	10
REPDIRWD	46	SK01WJJ	17	TCRHD1	25	WIONSM*	9
REPSTTWD	46	SK02**	17	TCRHD2	25	WIONSM*4	43
REPTSSTR	46	SK02JJ	17	TCRHD3	25	WMM6K	2
RFLANG2B	17, 19	SK02V3**	17	TCRHD4	25	WPA1	20, 22
RFLANG2C	17, 19	SK02W**	17	TCRHD5	26	WPA112	20, 22
RFLANGCD	17, 19	SK02WJJ	17	TCRHD6	26	WPA2	22
RFLANGEA	17	SLENKT1	45	TCRHS1	25	WPA3BM	23
RFLANGEC	17	SLENKT2	45	TCRHS2	25	WPKM1	22
RGROMMET	17	SLENKT3	45	TCRHS3	25	WPLOW1A	19
RMK20S	42	SLENLRK1	45	TCRHS4	25	WPLOW2A	19
RMK8H	42	SLENLRK2	45	TCRHS5	25	WPLOW3AA	19
RMK9S	42	SLENLRK3	45	TCRHS6	25		

WFLOWZ1A.....	19	WXON*	9	XI3SMMC	9	XON*	9
WFLOWZ2A.....	19	WXONSM#	10	XK01**	17	XONSM#	9
WFLOWZ3A.....	19	WXONSM*	10	XK01JJ	17	XONSM*	9
WPLWZ3A4.....	44	XI2#	9	XK01V3**.....	17	XONSV1*	10
WS321	20, 23	XI2SM#	9	XK01W**.....	17	XONSV3*	10
WS321B14	20	XI3JA	9	XK01WJJ.....	17	XONV1*	10
WSMIC321	20, 23	XI3JC	9	XK02**	17	XONV3*	10
WSSC30	23	XI3KC	9	XK02JJ	17	XTX609#	19
WSSC30HK.....	23	XI3MC	9	XK02V3**.....	17	XTX609*	19
WSSMSW3	20, 23	XI3SMJA	9	XK02W**.....	17	XTXD609#	19
WSSPA30	23	XI3SMJC	9	XK02WJJ.....	17	XTXD609*	19
WXON#	9	XI3SMKC	9	XON#	9		

CARBIDE™

CENCOM

Engineered to maintain situational awareness of the officer, Whelen's CenCom Carbide™ houses numerous innovative technologies that deliver highly effective visual and auditory warning.



WHELEN
 MANUFACTURED IN AMERICA
www.whelen.com



WhelenENG

Authorized Managing Sales Representatives

CONNECTICUT, MAINE, MASSACHUSETTS NEW HAMPSHIRE, RHODE ISLAND, VERMONT

Patriot Fleet Group, LLC

P.O. Box 886
Rocky Hill, Connecticut 06067
860-757-3922 • Fax: 860-785-8697
e-mail: amsr1@whelen.com

DELAWARE, MARYLAND, PENNSYLVANIA, VIRGINIA, WASHINGTON D.C.

Mobile Fleet

P.O. Box 591
Reedsville, Pennsylvania 17084
(866) 674-1110 • Fax: (443) 593-0590
e-mail: amsr2@whelen.com

FLORIDA

Morganelli & Associates

1401 Saratoga Street
Deland, Florida 32724
(386) 738-3669 • Fax: (386) 738-5331
e-mail: amsr3@whelen.com

ALABAMA, GEORGIA, MISSISSIPPI, NORTH CAROLINA, SOUTH CAROLINA, TENNESSEE (Except Memphis)

Thomas J. Madden & Associates, Inc.

935 Hwy 124, Bldg 400, Suite 401
Braselton, Georgia 30517
(678) 963-2060 • Fax: (678) 963-2061
e-mail: amsr4@whelen.com

HAWAII, GUAM & SAIPAN

Pacific Sales Representatives, Inc.

P.O. Box 240256
Honolulu, Hawaii 96824-0256
(808) 373-4666 • Fax: (808) 373-3045
e-mail: amsr6@whelen.com

KENTUCKY, OHIO, WEST VIRGINIA

Holstein & Associates, LLC

9031 Heritage Drive
Plain City, Ohio 43064
(614) 873-2121 • Fax: (614) 873-3095
e-mail: amsr7@whelen.com

ARKANSAS, LOUISIANA, TENNESSEE (Memphis only), TEXAS

John Wright & Associates

1111 W Abram Street
Arlington, Texas 76013
(817) 459-2001 • Fax: (817) 459-2515
e-mail: amsr8@whelen.com

ALASKA, IDAHO, MONTANA, OREGON, WASHINGTON

Kent D. Bruce Company, LLC

P.O. Box 225
Black Diamond, Washington 98010
(360) 886-9410 • Fax: (360) 886-9411
e-mail: amsr10@whelen.com

CALIFORNIA, NEVADA (Northwest and South) WATTCO

2230 Cordelia Road
Fairfield, California 94534
(707) 435-9233 • Fax: (707) 435-1941
e-mail: amsr12@whelen.com

IOWA, MINNESOTA, NORTH DAKOTA, SOUTH DAKOTA

W. Reeves & Associates LLC

P.O. Box 477
Norwalk, Iowa 50211
(515) 981-5967 • Fax: 866-336-3503
e-mail: amsr13@whelen.com

KANSAS, MISSOURI, NEBRASKA, OKLAHOMA

Busch & Associates, LLC

12705 South Rene Street
Olathe, Kansas 66062
(913) 390-1777 • Fax: (913) 390-7889
e-mail: amsr14@whelen.com

COLORADO, NEVADA (Northeast)

UTAH, WYOMING

Rep Services, LLC

33990 County Road 27
Kiowa, Colorado 80117
(303) 840-7451 • Fax: (303) 805-0133
e-mail: amsr19@whelen.com

NEW JERSEY, NEW YORK

Mobile Fleet

10 Commerce Drive
Hauppauge, New York 11788
(631) 206-2920 • Fax: (631) 206-2923
e-mail: amsr20@whelen.com

INDIANA, MICHIGAN

C. S. Trojan & Associates, Inc.

1375 Rickett Road
Brighton, Michigan 48116
(810) 227-7775 • Fax: (810) 227-9195
e-mail: amsr22@whelen.com

ILLINOIS, WISCONSIN

Coatar & Associates, Inc.

19027 Jodi Road, Suite F
Mokena, Illinois 60448
(708) 478-5220 • Fax: (708) 478-5221
e-mail: amsr23@whelen.com

ARIZONA, NEW MEXICO

Charlotte Young & Associates, Inc.

2710 S. Litchfield Road
Goodyear, Arizona 85338
602-615-8710
e-mail: amsr25@whelen.com

WHELEN FACTORY INQUIRY

Automotive Sales

e-mail: autosale@whelen.com

Automotive OEM Sales

e-mail: autooem@whelen.com

Automotive Government Sales

e-mail: autousos@whelen.com

Automotive Catalog

e-mail: catalog@whelen.com

Customer Service

e-mail: custserv@whelen.com

CANADIAN INQUIRY

EASTERN: NEWFOUNDLAND, NEW BRUNSWICK, NOVA SCOTIA, PRINCE EDWARD ISLAND

Leslie and Associates

32 Steeles Avenue East
Milton, Ontario, Canada L9T 5A1
(905) 878-8457 • Fax: (905) 878-0877
e-mail: amsr15@whelen.com

CENTRAL: MANITOBA, ONTARIO, QUEBEC, NUNAVUT

Leslie and Associates

32 Steeles Avenue East
Milton, Ontario, Canada L9T 5A1
(905) 878-8457 • Fax: (905) 878-0877
e-mail: amsr15@whelen.com

WESTERN: ALBERTA, BRITISH COLUMBIA, SASKATCHEWAN, YUKON AND NORTHWEST TERRITORIES

TL Smid Associates

3057 Similkameen Place
Kamloops, British Columbia, Canada V2E 2T6
(250) 572-1507
e-mail: amsr21@whelen.com

WHELEN/CANADA FACTORY INQUIRY

Canadian Automotive Sales

e-mail: canadiansales@whelen.com

Automotive Catalog

e-mail: catalog@whelen.com

Customer Service

e-mail: custserv@whelen.com

MEXICO, CARIBBEAN, CENTRAL & SOUTH AMERICA INQUIRES

T. Murtaugh and Associates

Mercurio 65
Col. San Bernardo
Guaymas, Sonora, Mexico 85460
(480) 235-7392
e-mail: amsr49@whelen.com

MIDDLE EAST INQUIRY

ZABAI LLC

Ivan R. Lopez Zavala

20 Bokum Road
Chester, Connecticut 06412
(860) 819-6986
e-mail: amsr26@whelen.com

INTERNATIONAL INQUIRY

Contact Factory

e-mail: autousos@whelen.com

WHELEN[®]
ENGINEERING COMPANY, INC.

51 Winthrop Road, Chester, Connecticut 06412-0684 • (860) 526-9504 • www.whelen.com